

SEEDING SCHEDULE

SHOULDERS, SIDE DITCHES, SLOPES
(Maximum 3:1)

Date	Type*	Planting Rate
Aug 15 - Nov 1	Tall Fescue or Hard Fescue	300 lb./acre
Nov 1 - Mar 1	Tall Fescue and Abruzzi Rye or Annual Rye	300 lb./acre
Mar 1 - Apr 15	Tall Fescue or Hard Fescue	300 lb./acre
Apr 15 - June 30	Hulled common Bermuda grass, Weeping Love Grass	25 lb./acre
July 15 - Aug 15	Tall Fescue and ***Browntop Millet ***or Sorghum-Sudan Hybrids	35 lb./acre

Consult Erosion Control Officer or NRCS for additional alternatives for vegetating denuded areas. The above vegetation rates are those which do well under local conditions; other seeding rate combinations are possible.

***Temporary - Reseed according to optimum season for desired permanent vegetation. Do not allow temporary cover to grow over 12 inches in height before mowing to keep fescue from being shaded out.

*Bahia grass shall not be used in Town maintained areas.

CUT AND FILL SLOPES THAT ARE 2:1 OR GREATER SHALL BE STABILIZED WITH PERMANENT SLOPE RETENTION DEVICES OR A SUITABLE COMBINATION OF PLANTINGS AND RETENTION DEVICES. SLOPES GREATER THAN 3:1 SHALL NOT BE STABILIZED WITH TURF GRASS BUT MUST BE STABILIZED WITH VEGETATION THAT REQUIRES MINIMUM MAINTENANCE. WEEDING LOVE GRASS, RED FESCUE OR OTHER APPROVED VARIETY.

SHOULDERS, SIDE DITCHES, SLOPES
Slopes (3:1 and 2:1) (not mowed)

Date	Type*	Planting Rate
Mar 1 - June 1	Sericea Lespedeza (scarified)	50 lb./acre
Mar 1 - Apr 15	Add Tall Fescue or	120 lb./acre
Mar 1 - June 30	Add Weeping Love Grass	10 lb./acre
Mar 1 - June 30	Add Hulled Common Bermuda grass	25 lb./acre
June 1 - Sept 1	***Tall Fescue and ***Browntop Millet ***or Sorghum-Sudan Hybrids	120 lb./acre 35 lb./acre 30 lb./acre
Sept 1 - Mar 1	Sericea Lespedeza (unhulled/unsscarified) and Tall Fescue Add Abruzzi Rye or Annual Rye	70 lb./acre 120 lb./acre 25 lb./acre

Consult Erosion Control Officer or NRCS for additional alternatives for vegetating denuded areas. The above vegetation rates are those which do well under local conditions; other seeding rate combinations are possible.

***Temporary - Reseed according to optimum season for desired permanent vegetation. Do not allow temporary cover to grow over 12 inches in height before mowing to keep fescue from being shaded out.

*Bahia grass shall not be used in Town maintained areas.

SEEDBED PREPARATION

- CHISEL COMPACTED AREAS AND SPREAD TOPSOIL 3 INCHES DEEP OVER ADVERSE SOIL CONDITIONS, IF AVAILABLE.
- RIP THE ENTIRE AREA TO 6-INCH DEPTH.
- REMOVE ALL LOOSE ROCK, ROOTS, AND OTHER OBSTRUCTIONS LEAVING SURFACE REASONABLY SMOOTH AND UNIFORM.
- APPLY AGRICULTURAL LIME, FERTILIZER, AND SUPERPHOSPHATE UNIFORMLY AND MIX WITH SOIL (SEE BELOW *).
- CONTINUE TILLAGE UNTIL A WELL-PULVERIZED, FIRM, REASONABLY UNIFORM SEEDBED IS PREPARED 4 TO 6 INCHES DEEP.
- SEED ON FRESHLY PREPARED SEEDBED AND COVER SEED LIGHTLY WITH SEEDING EQUIPMENT OR CULTIPACK AFTER SEEDING.
- MULCH IMMEDIATELY AFTER SEEDING AND ANCHOR MULCH.
- INSPECT ALL SEEDED AREAS AND MAKE NECESSARY REPAIRS OR RESEEDINGS WITHIN THE PLANTING SEASON, IF POSSIBLE. IF STAND SHOULD BE OVER 60% DAMAGED, RE-ESTABLISHED FOLLOWING ORIGINAL LIME, FERTILIZER AND SEEDING RATES.
- CONSULT CONSERVATION INSPECTOR ON MAINTENANCE TREATMENT AND FERTILIZATION AFTER PERMANENT COVER IS ESTABLISHED.

*APPLY: AGRICULTURAL LIMESTONE - 2 TONS/ACRE (3 TONS/ACRE IN CLAY SOILS)
FERTILIZER - 1,000 LB/ACRE - 10-10-10
SUPERPHOSPHATE - 500 LB/ACRE - 20% ANALYSIS
MULCH - 2 TONS/ACRE - SMALL GRAIN STRAW
ANCHOR - ASPHALT EMULSION @ 300 GALS/ACRE

GENERAL NOTES:


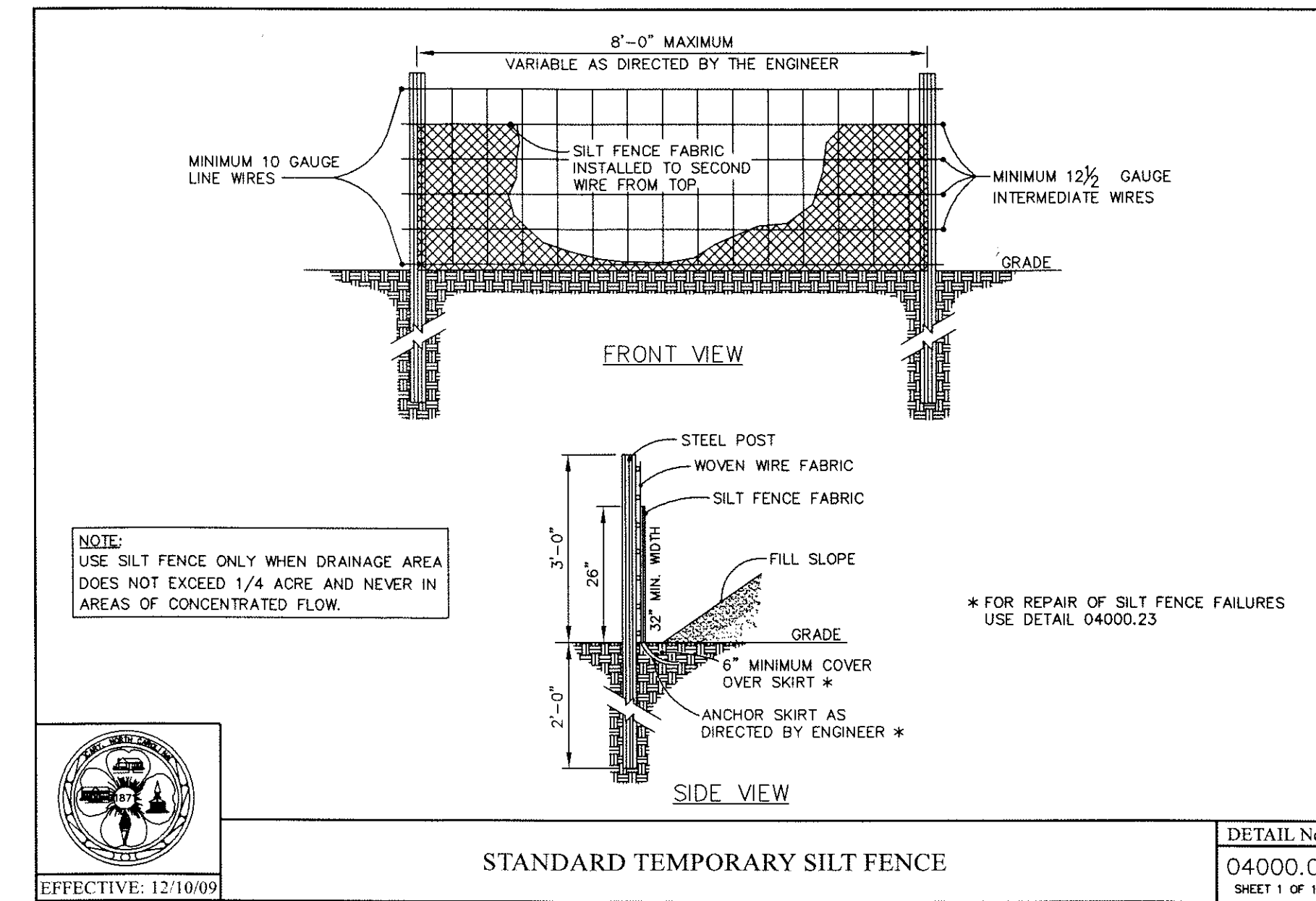
- TO MINIMIZE DAMAGE TO EXISTING TREES NEAR THE INTERIOR EDGE OF BUFFERS AND STREETSCAPES, THE CONTRACTOR SHALL CUT MINIMUM 2' TRENCHES ALONG THE AREA OF DISTURBANCE, SO AS TO CUT, RATHER THAN TEAR, ROOTS.
- ALL TREE PROTECTION FENCING SHALL BE MAINTAINED UNTIL ALL SITE WORK IS COMPLETED. THE FENCING SHALL BE REMOVED PRIOR TO THE FINAL SITE INSPECTION FOR THE CERTIFICATE OF OCCUPANCY (CO).

CONSTRUCTION SEQUENCE FOR THIS PROJECT SHALL BE AS FOLLOWS:

- TREE PROTECTION FENCING WILL BE INSTALLED.
- TREE FENCE WILL BE INSPECTED BY PLANNING DEPARTMENT.
- OBTAIN GRADING PERMIT. PRE CONSTRUCTION CONFERENCE MAY BE REQUIRED PRIOR TO GRADING PERMIT BEING ISSUED.
- CONTRACTOR IS TO NOTIFY THE TOWN OF CARY EROSION CONTROL OFFICER BEFORE CONSTRUCTION STARTS.
- INSTALL ALL EROSION CONTROL MEASURES AS SHOWN.
- OBTAIN CERTIFICATE OF COMPLIANCE THROUGH ON-SITE INSPECTION BY EROSION CONTROL OFFICER.
- PROCEED WITH CLEARING AND GRADING.


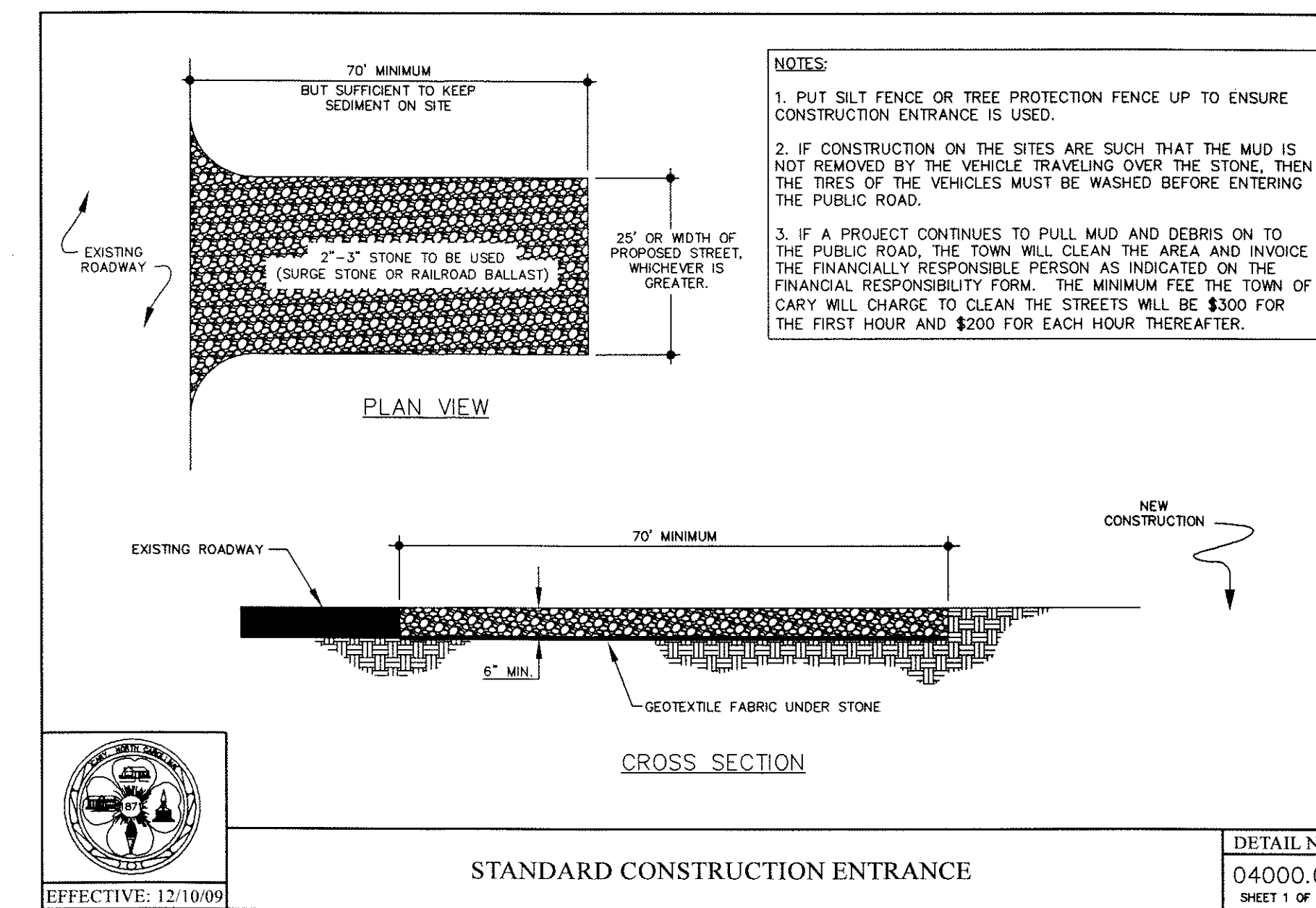
NPDES REQUIREMENTS: (8 & 9)

- SEED AND MULCH DENuded AREA WITHIN SEVEN (7) DAYS AFTER FINISHED GRADES ARE ESTABLISHED.
- INITIATE STABILIZATION IMMEDIATELY WHEN EARTH DISTURBING ACTIVITIES HAVE TEMPORARILY CEASED AND WILL NOT RESUME FOR A PERIOD EXCEEDING 14 CALENDAR DAY.
- MAINTAIN SOIL EROSION CONTROL MEASURES UNTIL PERMANENT GROUND IS ESTABLISHED. COORDINATE WITH TOWN OF CARY WHEN SILT TRAP CAN BE FILLED IN.
- REQUEST FINAL APPROVAL BY TOWN ENVIRONMENTAL INSPECTOR.
- REMOVE SOIL EROSION MEASURES AND STABILIZE THESE AREAS.
- ESTABLISHMENT OF PERMANENT GROUND COVER WILL BE ESTABLISHED IN 15 WORKING DAYS OR 90 CALENDAR DAYS, WHICH EVER IS SHORTER.



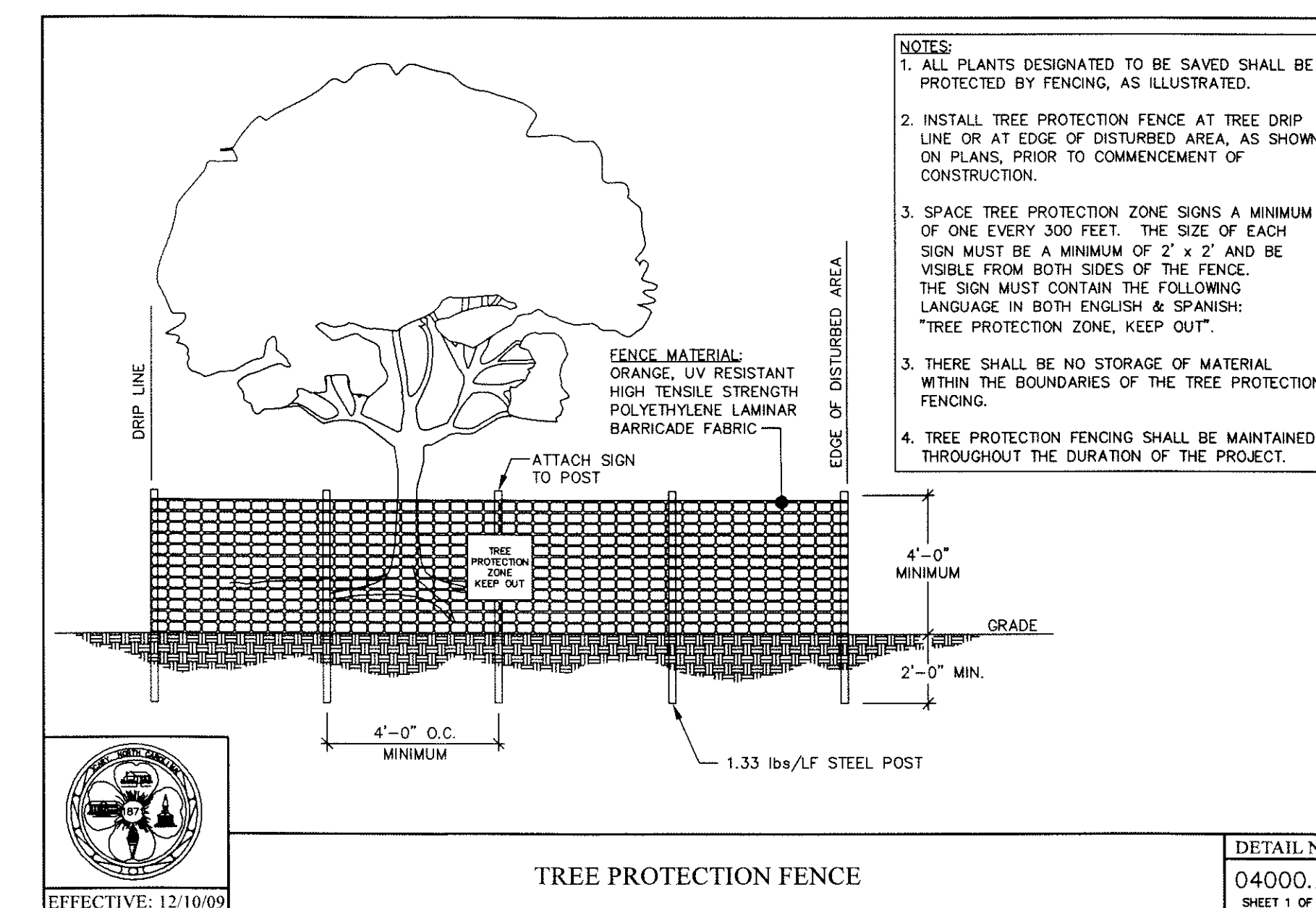
STANDARD TEMPORARY SILT FENCE

DETAIL No.
04000.01
SHEET 1 OF 1



STANDARD CONSTRUCTION ENTRANCE

DETAIL No.
04000.07
SHEET 1 OF 1




TREE PROTECTION FENCE

DETAIL No.
04000.25
SHEET 1 OF 1

Tomorrows
Design, PLLC
418 Riggsbee Farm Drive
Cary, NC 27519
BUSINESS LIC. # P-0764
Phone: (919)469-8719

NO. 2
DATE: 5/22/14
REVISION: TOWN OF CARY RESUBMIT 2/27/2014
FINAL SET 6/23/2014
DWN/CHK BY DS



CIVIL DETAILS
FOR
CORNERSTONE PRESBYTERIAN
CHURCH
2220 HIGH HOUSE ROAD, CARY
WAKE COUNTY, NORTH CAROLINA

JOB # 2012.01

DSN/CHK BY: DS
DWN BY: DS
DATE: 1/22/2014
HRZ SCALE: NONE
VRT SCALE: NONE

SHEET NO.

C2

HTE#: 14-0916
14-SP-005
APPROVED BY TOWN OF CARY
DEVELOPMENT REVIEW COMMITTEE

PLANNER: *K. Allen* DATE: 6/24/2014