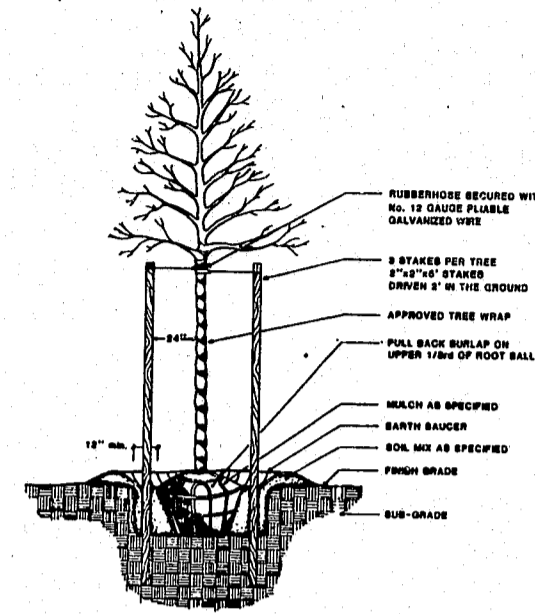
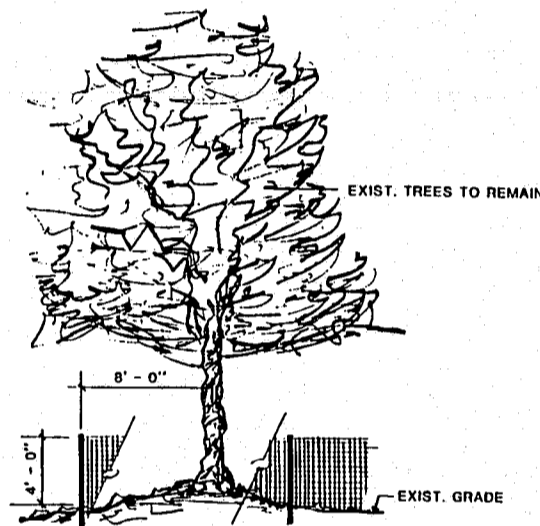


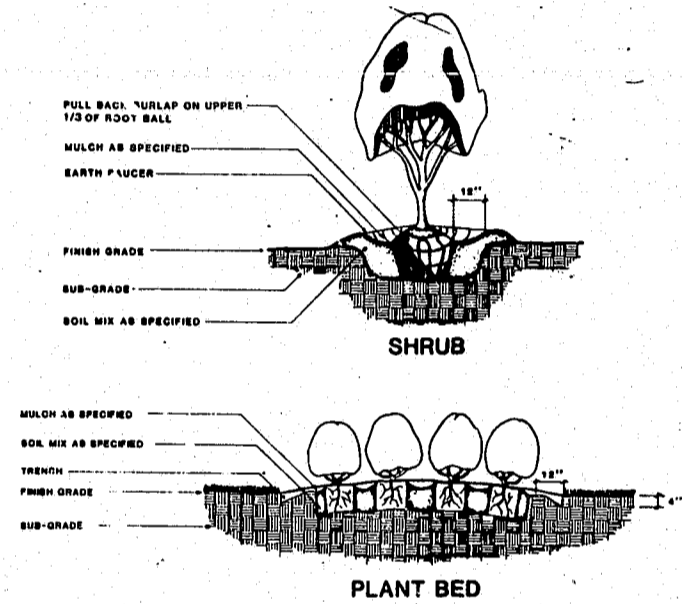
LARGE TREE



MEDIUM TREE



TREE PROTECTION FENCE



SHRUB

PLANT BED

NOTES - POSTS - 6" LONG METAL DRIVEN 2" INTO GROUND - SPACED 10' O.C. MAX.
 FENCE - ORANGE MESH "TENSAR" OR EQUAL ATTACHED TO POSTS WITH 3 METAL TIES MIN PER POST
 FENCE TO REMAIN IN PLACE UNTIL GRADING, SEEDING & LANDSCAPE INSTALLATION IS COMPLETE
 SEE LANDSCAPE PLAN FOR FENCE LOCATION

GENERAL NOTES

1. ALL TREES HAVE BEEN LOCATED WITH RESPECT TO PROPOSED OR EXISTING FACILITIES.
2. "B-B" AS LISTED UNDER ROOT INDICATES BALLED & BURLAPPED.
3. VERIFICATION OF TOTAL QUANTITIES AS SHOWN IN THE PLANT LIST SHALL BE THE RESPONSIBILITY OF THE LANDSCAPE CONTRACTOR AND THE TOTAL QUANTITIES SHALL BE AS REQUIRED ON THE PLANTING PLAN.
4. ALL TREES, SHRUBS AND OTHER PLANTS SHALL CONFORM TO ACCEPTED STANDARDS ESTABLISHED BY THE AMERICAN ASSOCIATION OF NURSERYMEN.
5. ALL SAUCERS SHALL BE SOAKED WITH WATER AND MULCHED IMMEDIATELY AFTER PLANTING.
6. PRUNNING - THIN BRANCHES AND FOLIAGE (NOT ALL END TIPS) BY 1/3 RETAINING NORMAL PLANT SHAPE. NEVER CUT LEADER OF EVERGREEN PLANTS.
7. ALL PLANTS SHALL BEAR THE SAME RELATION TO FINISHED GRADE AS IT BORE TO PREVIOUS EXISTING GRADE.
8. ALL ROOT BALLS REMOVED FROM CANS SHALL BE SCARIFIED PRIOR TO BACKFILLING.
9. ALL TREE PLANTING PITS SHALL BE MULCHED WITH A MINIMUM OF 2" OF SHREDDED PINE BARK MULCH AND ALL PLANT BEDS SHALL BE MULCHED WITH A MINIMUM OF 4" OF PINE STRAW CLEANED OF STICKS AND LIMBS.
10. ALL EXISTING TREES LOCATED WITHIN THE SITE THAT HAVE BEEN LABELED ON THE LANDSCAPE PLAN SHALL BE PROTECTED DURING THE CONSTRUCTION PERIOD.
11. A 48" HEIGHT CONSTRUCTION FENCE (TENSAR FABRIC OR EQUAL) SHALL SURROUND EACH TREE OR GROUPING OF TREES AS SHOWN ON THE LANDSCAPE PLAN.
12. EXISTING GRADES SHALL HAVE MINIMAL DISTURBANCE WITHIN THIS AREA TO AVOID DAMAGING THE ROOTS AND COMPACTING THE GRADE. THIS AREA SHALL NOT BE USED TO STORE CONSTRUCTION MATERIAL, EQUIPMENT OR TOPSOIL.

PLANT LIST

Key	PLANT LIST		Quantity	Caliper	Height	Spread	Root	Remarks
	Scientific Name	Common Name						
AR	ACER RUBRUM 'RED SUNSET'	RED MAPLE	25	2 1/2"	12'-14'		D-B	
CL	CUPRESSOCYPRIS LETYLANDII	LEYLAND CYPRESS	47		8'-9'	5'-6'		
LI	LAGERSTROEMIA INDICA 'NATCHEZ'	CRAPE MYRTLE	11		10'-12'			SINGLE STEM - 12 OR MORE BRANCHES
PO	PLATANUS OCCIDENTALIS	SYCAMORE	14	2 1/2"	12'-14'			
ZO	ZELKONA SERRATA	JAPANESE ZELKONA	19	2 1/2"	12'-14'			
CF	CORNUS FLORIDA	DOGWOOD	8		8'-10'			10 OR MORE BRANCHES
PT	PINUS TAEDA	LOBLODY PINE	80		8'-10'			
IC	ILEX CORNUTA 'NEEDLEPOINT'	NEEDLEPOINT HOLLY	165		24"	12'-14"	5 GAL.	36" O.C.
IV	ILEX VOMITORIA 'NANA'	DWARF YAUPOIN	34		18'-24"	6" MIN	5 GAL.	36" O.C.
JC	JUNIPERUS CONFERTA 'BLUE PACIFIC'	BLUE PACIFIC JUNIPER	321			18'-18"	2 GAL.	36" O.C.
MC	MYRTIS CERIFERA	KWAK MYRTLE	61		5'-6"	36" MIN	D-B	6" O.C.
PL	PRUNUS LAUROCERASUS OTTO WYKEN'	OTTO LAUREL	192		24"	14'-16"	5 GAL.	5" O.C.

