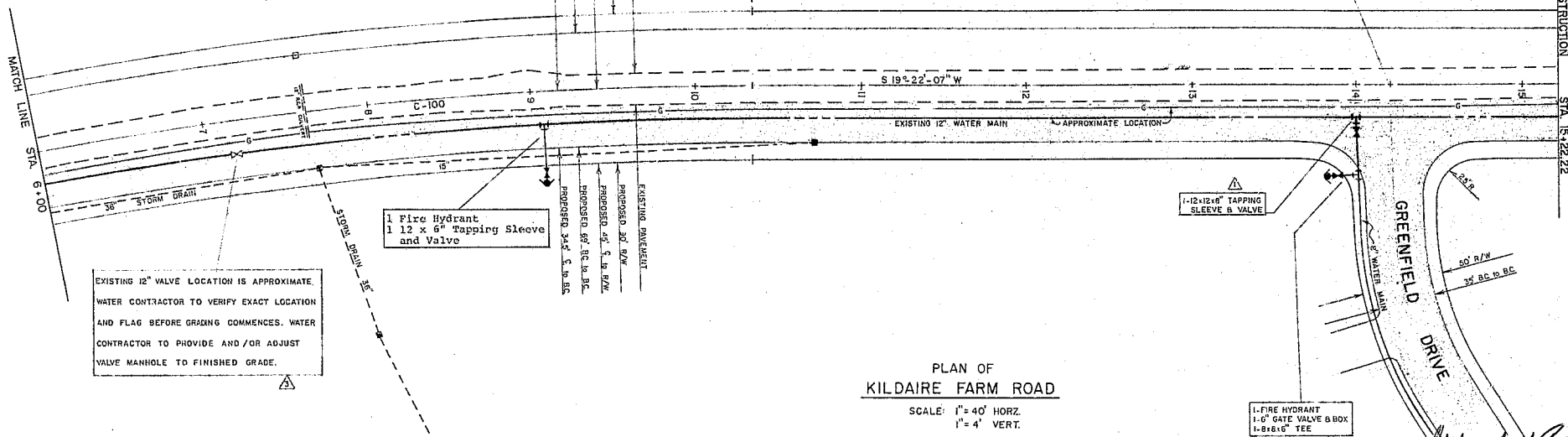


§ CURVE C-100
 $\Delta = 135^\circ 31' - 36''$
 $R = 2362.00'$
 $T = 280.09'$

NOTES

1. All construction and materials to be Town of Cary Standard and Specifications.
2. Contractors are responsible for verifying the exact location of all existing utilities.
3. Contractors are to take all precautions necessary to prevent sedimentation and erosion during all phases of construction.



AN EXISTING 12" GATE VALVE ON THE EXISTING 12" WATER MAIN IS LOCATED ON THE WEST SIDE OF KILDAIRE FARM ROAD APPROXIMATELY 610' SOUTH OF END OF CONSTRUCTION STATION 15 + 22.22.

EXISTING 12" VALVE LOCATION IS APPROXIMATE. WATER CONTRACTOR TO VERIFY EXACT LOCATION AND FLAG BEFORE GRADING COMMENCES. WATER CONTRACTOR TO PROVIDE AND/OR ADJUST VALVE MANHOLE TO FINISHED GRADE.

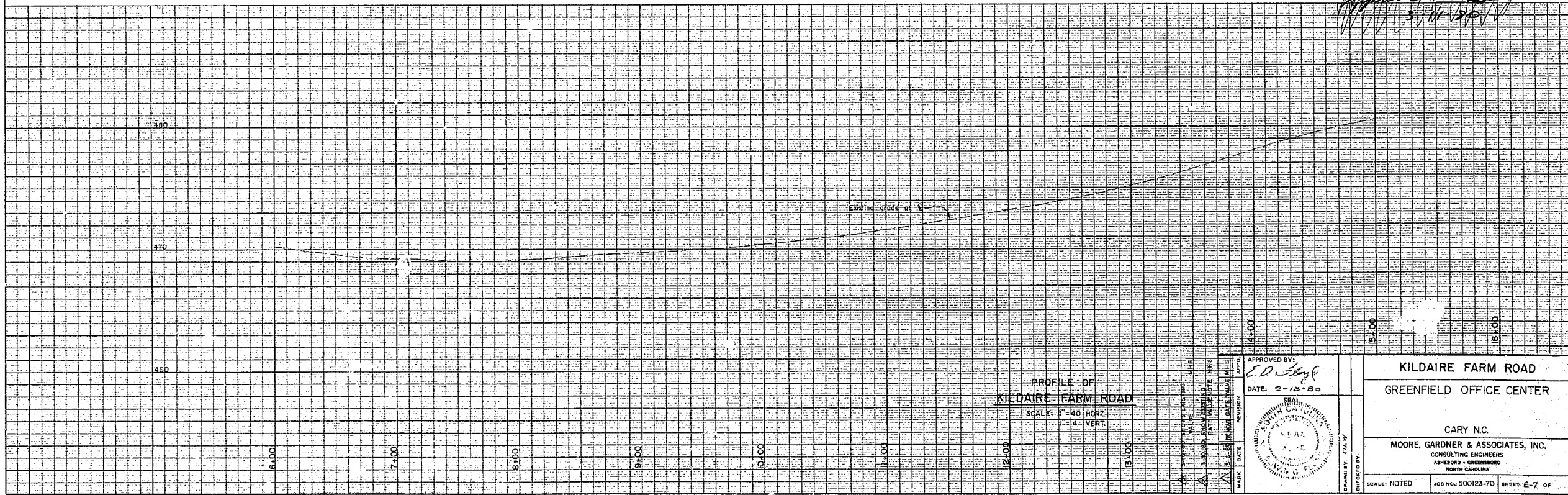
1 Fire Hydrant
 1 12 x 6" Tapping Sleeve and Valve

1-12-12" TAPPING SLEEVE & VALVE

1-FIRE HYDRANT
 1-6" GATE VALVE & BOX
 1-8-6" TEE

PLAN OF KILDAIRE FARM ROAD

SCALE: 1" = 40' HORIZ.
 1" = 4' VERT.

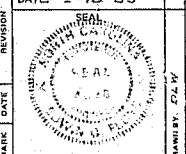


PROFILE OF KILDAIRE FARM ROAD

SCALE: 1" = 40' HORIZ.
 1" = 4' VERT.

MARK	DATE	REVISION
1		PROPOSED 12" WATER MAIN
2		PROPOSED 12" STORM DRAIN
3		PROPOSED 12" GAS LINE
4		PROPOSED 6" GAS LINE
5		PROPOSED 6" GAS LINE
6		PROPOSED 6" GAS LINE
7		PROPOSED 6" GAS LINE
8		PROPOSED 6" GAS LINE
9		PROPOSED 6" GAS LINE
10		PROPOSED 6" GAS LINE
11		PROPOSED 6" GAS LINE
12		PROPOSED 6" GAS LINE
13		PROPOSED 6" GAS LINE
14		PROPOSED 6" GAS LINE
15		PROPOSED 6" GAS LINE
16		PROPOSED 6" GAS LINE
17		PROPOSED 6" GAS LINE
18		PROPOSED 6" GAS LINE
19		PROPOSED 6" GAS LINE
20		PROPOSED 6" GAS LINE
21		PROPOSED 6" GAS LINE
22		PROPOSED 6" GAS LINE
23		PROPOSED 6" GAS LINE
24		PROPOSED 6" GAS LINE
25		PROPOSED 6" GAS LINE
26		PROPOSED 6" GAS LINE
27		PROPOSED 6" GAS LINE
28		PROPOSED 6" GAS LINE
29		PROPOSED 6" GAS LINE
30		PROPOSED 6" GAS LINE
31		PROPOSED 6" GAS LINE
32		PROPOSED 6" GAS LINE
33		PROPOSED 6" GAS LINE
34		PROPOSED 6" GAS LINE
35		PROPOSED 6" GAS LINE
36		PROPOSED 6" GAS LINE
37		PROPOSED 6" GAS LINE
38		PROPOSED 6" GAS LINE
39		PROPOSED 6" GAS LINE
40		PROPOSED 6" GAS LINE
41		PROPOSED 6" GAS LINE
42		PROPOSED 6" GAS LINE
43		PROPOSED 6" GAS LINE
44		PROPOSED 6" GAS LINE
45		PROPOSED 6" GAS LINE
46		PROPOSED 6" GAS LINE
47		PROPOSED 6" GAS LINE
48		PROPOSED 6" GAS LINE
49		PROPOSED 6" GAS LINE
50		PROPOSED 6" GAS LINE
51		PROPOSED 6" GAS LINE
52		PROPOSED 6" GAS LINE
53		PROPOSED 6" GAS LINE
54		PROPOSED 6" GAS LINE
55		PROPOSED 6" GAS LINE
56		PROPOSED 6" GAS LINE
57		PROPOSED 6" GAS LINE
58		PROPOSED 6" GAS LINE
59		PROPOSED 6" GAS LINE
60		PROPOSED 6" GAS LINE
61		PROPOSED 6" GAS LINE
62		PROPOSED 6" GAS LINE
63		PROPOSED 6" GAS LINE
64		PROPOSED 6" GAS LINE
65		PROPOSED 6" GAS LINE
66		PROPOSED 6" GAS LINE
67		PROPOSED 6" GAS LINE
68		PROPOSED 6" GAS LINE
69		PROPOSED 6" GAS LINE
70		PROPOSED 6" GAS LINE
71		PROPOSED 6" GAS LINE
72		PROPOSED 6" GAS LINE
73		PROPOSED 6" GAS LINE
74		PROPOSED 6" GAS LINE
75		PROPOSED 6" GAS LINE
76		PROPOSED 6" GAS LINE
77		PROPOSED 6" GAS LINE
78		PROPOSED 6" GAS LINE
79		PROPOSED 6" GAS LINE
80		PROPOSED 6" GAS LINE
81		PROPOSED 6" GAS LINE
82		PROPOSED 6" GAS LINE
83		PROPOSED 6" GAS LINE
84		PROPOSED 6" GAS LINE
85		PROPOSED 6" GAS LINE
86		PROPOSED 6" GAS LINE
87		PROPOSED 6" GAS LINE
88		PROPOSED 6" GAS LINE
89		PROPOSED 6" GAS LINE
90		PROPOSED 6" GAS LINE
91		PROPOSED 6" GAS LINE
92		PROPOSED 6" GAS LINE
93		PROPOSED 6" GAS LINE
94		PROPOSED 6" GAS LINE
95		PROPOSED 6" GAS LINE
96		PROPOSED 6" GAS LINE
97		PROPOSED 6" GAS LINE
98		PROPOSED 6" GAS LINE
99		PROPOSED 6" GAS LINE
100		PROPOSED 6" GAS LINE

APPROVED BY: *E.O. [Signature]*
 DATE: 2-13-83



KILDAIRE FARM ROAD
GREENFIELD OFFICE CENTER
 CARY, N.C.
MOORE, GARDNER & ASSOCIATES, INC.
 CONSULTING ENGINEERS
 ASHERBORO • GREENSBORO
 NORTH CAROLINA

SCALE: NOTED JOB NO. 500123-70 SHEET E-7 OF