

**SEEDING SCHEDULE**

PERMANENT SEEDING - SLOPES, SIDE DITCHES, SLOPES (MAX. 3:1)

DATE	TYPES	PLANTING RATE
AUG. 15 - NOV. 1	FALL FESCUE	200 LBS/ACRE
NOV. 1 - MAR. 1	FALL FESCUE AND BERBERIS (NURSE CROPP)	200 LBS/ACRE
MAR. 1 - APR. 15	FALL FESCUE	200 LBS/ACRE
APR. 15 - JUN. 30	MULLED COMMON BERBERIS	15 LBS/ACRE

PERMANENT SEEDING - SLOPES (FLY TO 2:1)

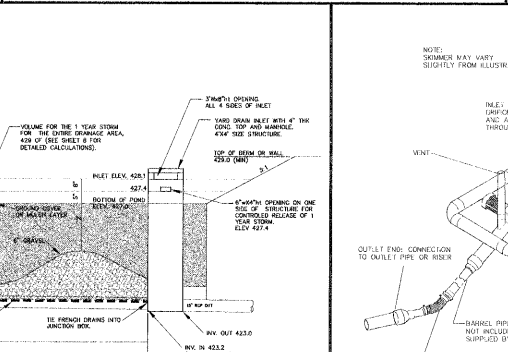
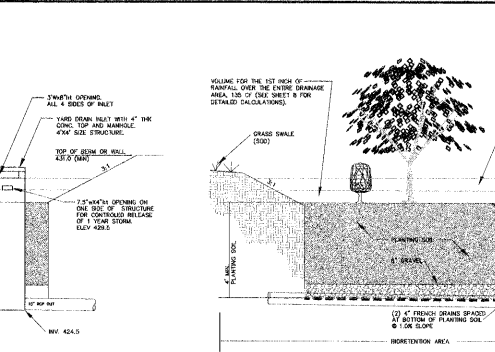
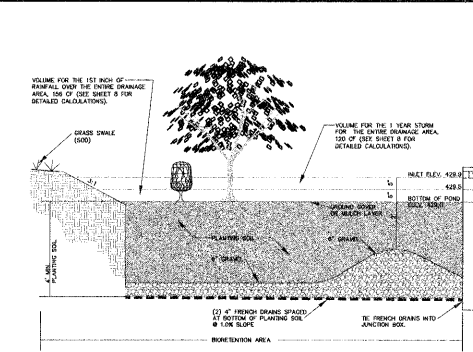
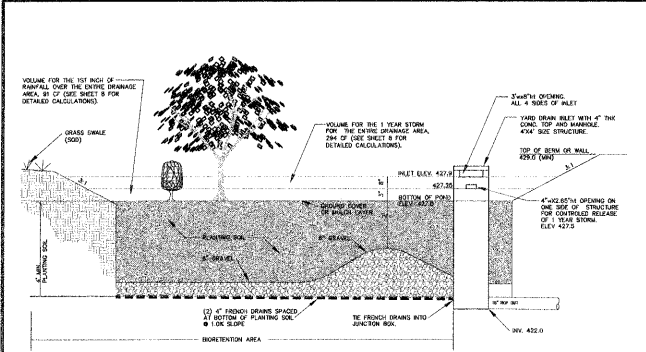
DATE	TYPES	PLANTING RATE
AUG. 15 - NOV. 1	FALL FESCUE AND SERICIA LEPTOCEFA (UNMULLED, UNSCARIFIED)	200 LBS/ACRE
NOV. 1 - MAR. 1	FALL FESCUE AND SERICIA LEPTOCEFA (UNMULLED, UNSCARIFIED) AND BERBERIS RYE	60 TO 70 LBS/ACRE
MAR. 1 - APR. 15	FALL FESCUE AND SERICIA LEPTOCEFA (UNMULLED, UNSCARIFIED)	200 LBS/ACRE
MAR. 1 - APR. 15	WEEDING LINDERS AND SERICIA LEPTOCEFA (SCARIFIED)	10 LBS/ACRE
MAR. 15 - JUN. 30	MULLED COMMON BERBERIS AND SERICIA LEPTOCEFA (SCARIFIED)	40 TO 50 LBS/ACRE
MAR. 15 - JUN. 30	MULLED COMMON BERBERIS AND SERICIA LEPTOCEFA (SCARIFIED)	15 LBS/ACRE
MAR. 15 - JUN. 30	MULLED COMMON BERBERIS AND SERICIA LEPTOCEFA (SCARIFIED)	40 TO 50 LBS/ACRE

TEMPORARY SEEDING

DATE	TYPES	PLANTING RATE
JUNE 1 - SEPT. 1	FALL FESCUE AND BROWN TOP MILLET (NURSE CROPP) OR SORGHUM-SUDAN GRASS (NURSE CROPP)	200 LBS/ACRE
		35 LBS/ACRE
		50 LBS/ACRE

CONSULT CONSERVATION ENGINEER OR SOIL CONSERVATION SERVICE FOR ADDITIONAL INFORMATION CONCERNING OTHER ALTERNATIVES FOR VEGETATION OF DENUDED AREAS. THE ABOVE VEGETATION RATES ARE THOSE WHICH DO WELL UNDER LOCAL CONDITIONS. OTHER SEEDING RATE CONTRIBUTING ARE POSSIBLE.

NURSE CROPP/TEMPORARY - RESEED ACCORDING TO OPTIMUM SEASON FOR SEEDING. PERMANENT VEGETATION - DO NOT ADD TEMPORARY COVER TO GROW OVER 12" IN HEIGHT BEFORE MOWING. OTHERWISE FESCUE MAY BE SHAVED OUT.



REVISIONS

1.	01-27-06	REVISED PER TOWN OF CARY 1st REVISION.
2.	03-10-06	REVISED PER TOWN OF CARY 2nd REVISION.

SCALE: 1"=30'

ORIGINAL DATE: 12-16-05

LATEST REVISION DATE: 03-10-06

PROJECT NO: 04-157

**ADVANTAGE REALTY GROUP IV**  
OFFICE BUILDING  
2128 HIGH HOUSE ROAD  
CARY, NC

**05-SP-154**

**EROSION CONTROL DETAILS**

**FINAL PLAN - NOT RELEASED FOR CONSTRUCTION**

**DEVELOPMENT ENGINEERING, INC.**  
Professional Engineering Consultants  
244 W. Millbrook Road, Raleigh, NC 27609  
P. O. Box 17705, Raleigh, NC 27619  
Phone: 919-847-8300  
Fax: 919-847-2130  
E-mail: Office@de-inc.com

SHEET NO. **9**