

**'HEAVY DUTY PAVING'**

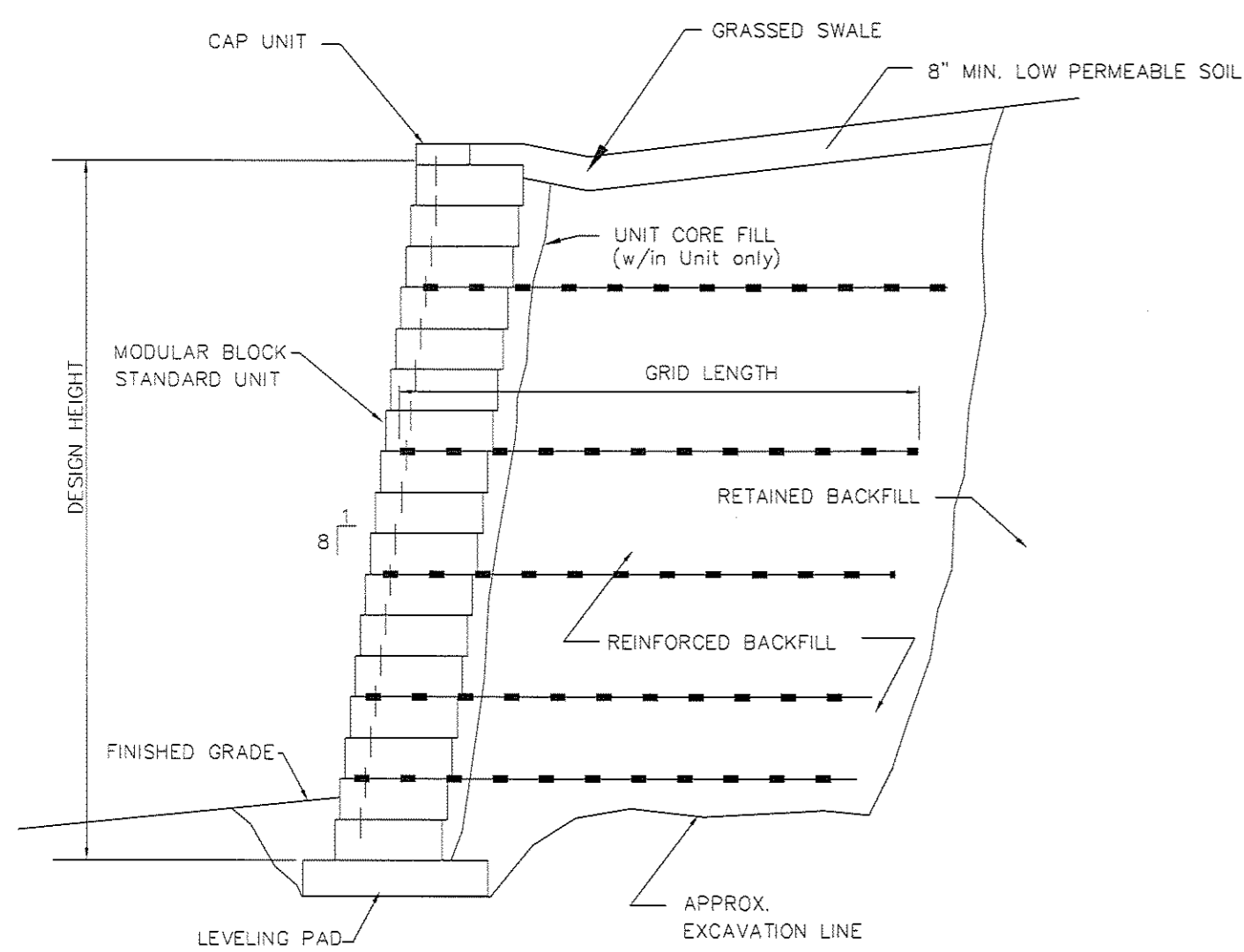
**1 ASPHALT PAVING SECTION**  
N.T.S.

BIKE RACK TO BE CYCLONE™ - CY SERIES™  
MODEL: CY-10  
DIMENSIONS: 100"L X 36"W X 12"H  
BY: CREATIVE PIPE  
WWW.CREATIVEPIPE.COM  
1-800-644-8467

**NOTES:**

- BIKE RACKS SHOULD BE INSTALLED AS PER MANUFACTURER'S RECOMMENDED INSTALLATION PROCEDURES.
- ALTERNATIVE BIKE RACKS OR LOCKERS MAY BE USED BUT ARE SUBJECT TO APPROVAL BY THE TOWN AND OWNER.
- ALL DIMENSIONS SHOWN ARE MINIMUM.
- BIKE RACK COLOR PER OWNER.

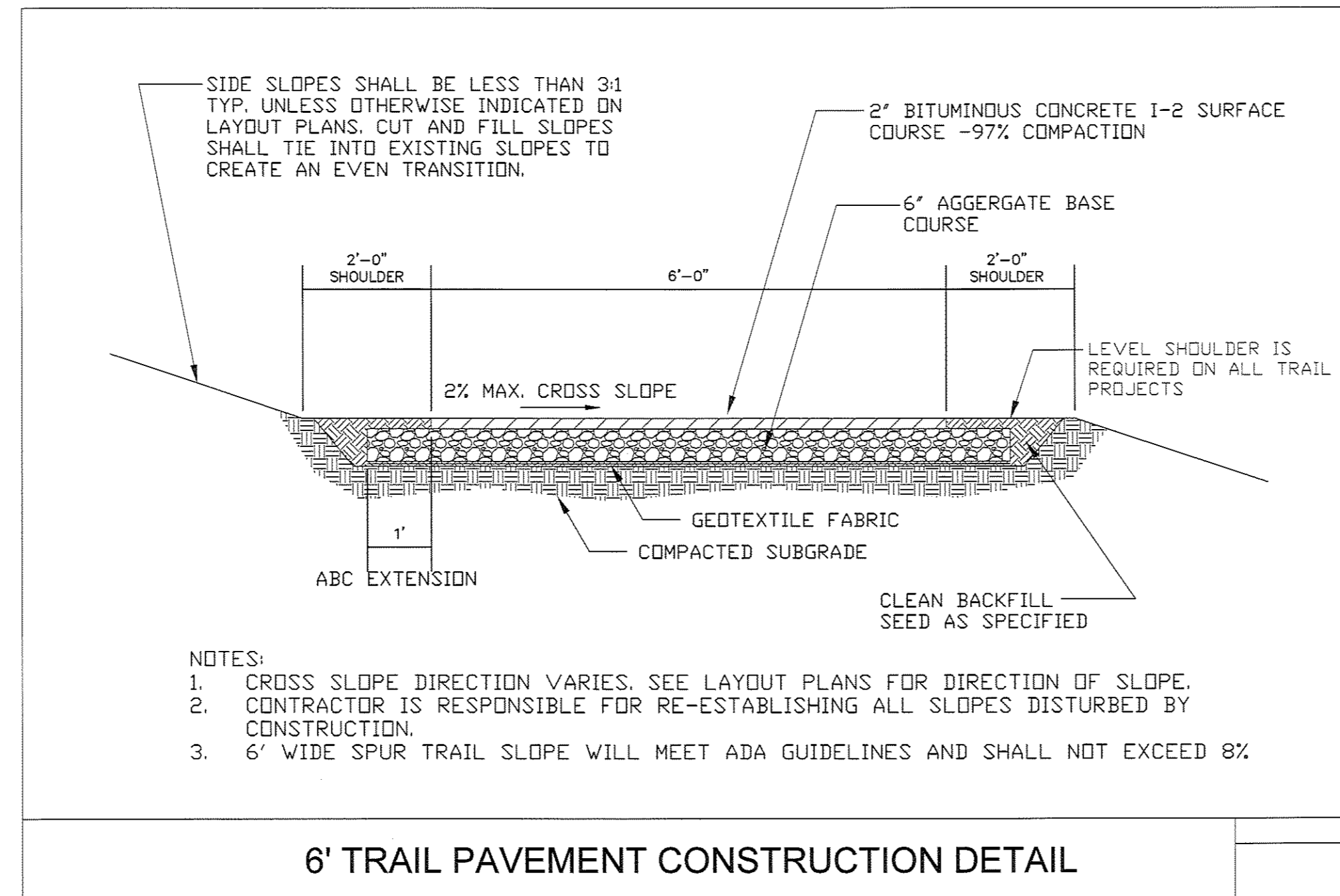
**2 BIKE RACK**  
N.T.S.



RETAINING WALL DESIGN BY OTHERS.

NOTE: WALL DESIGNER SHALL BE RESPONSIBLE FOR COORDINATION OF GEOGRID DESIGN WITH LOCATION OF ALUMINUM FENCE AT TOP OF WALL. SEE DETAIL 4 THIS SHEET FOR TYPICAL FENCE DETAIL.

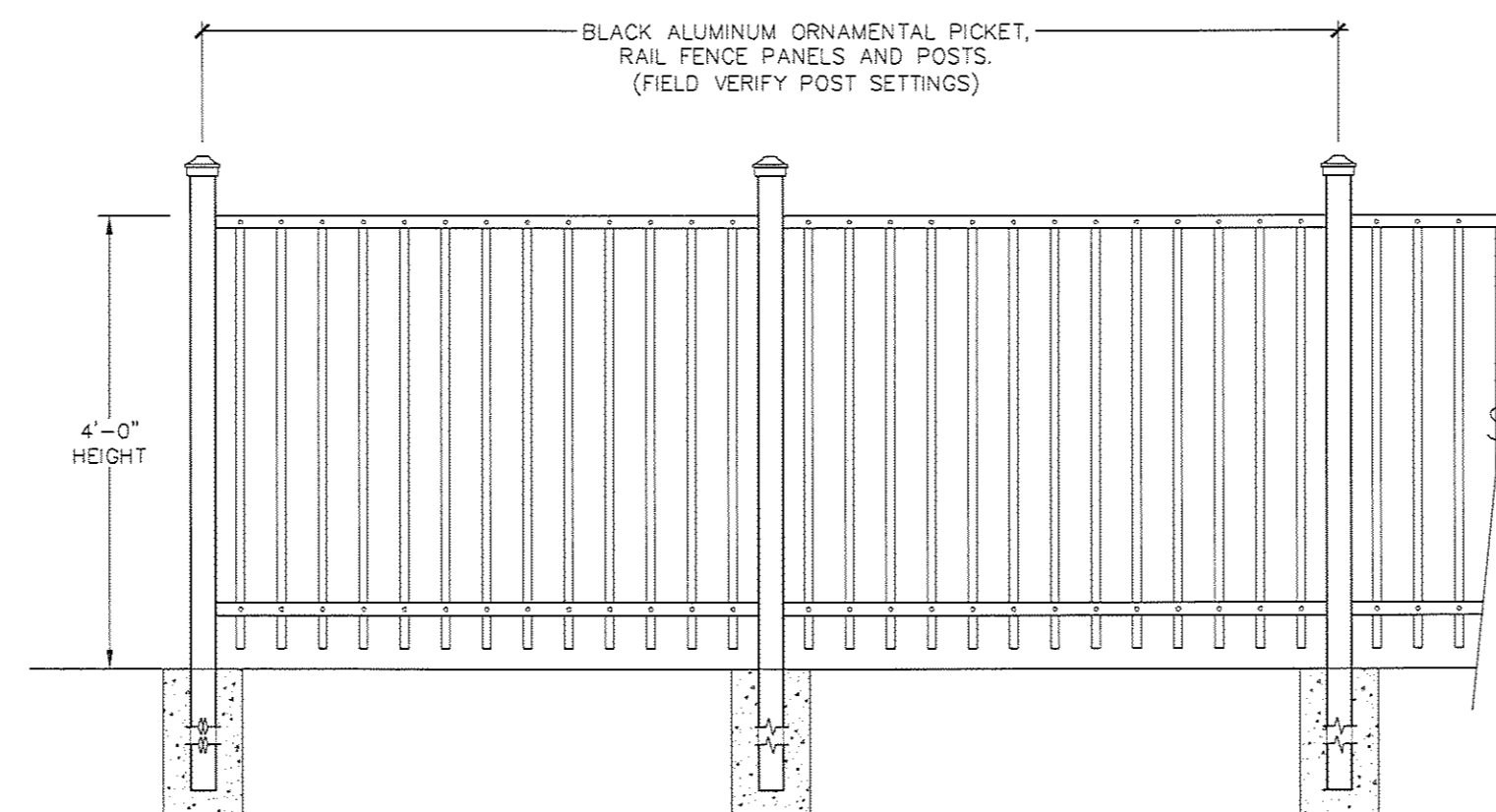
**3 TYPICAL MODULAR BLOCK RETAINING WALL SECTION**  
N.T.S.



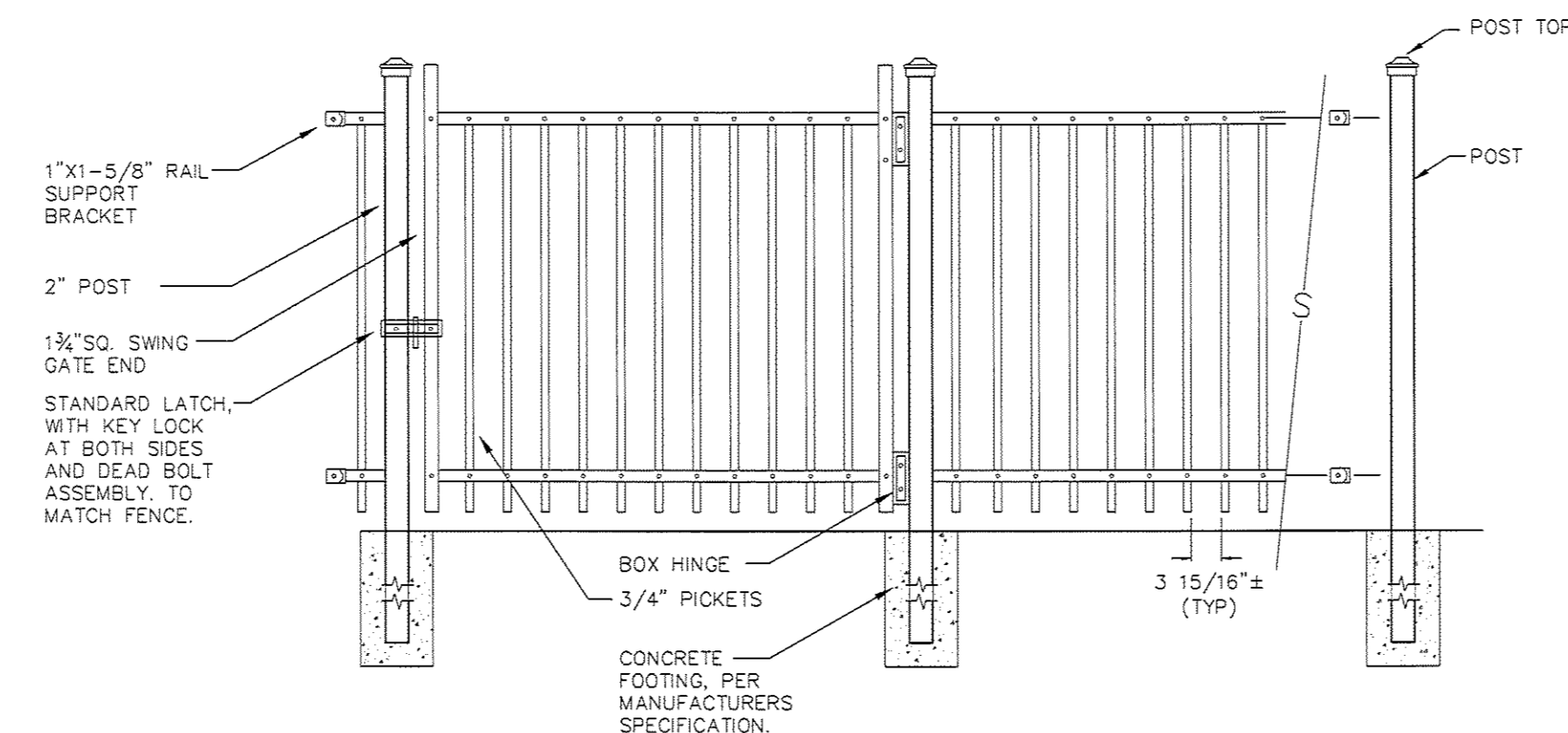
**6' TRAIL PAVEMENT CONSTRUCTION DETAIL**

- NOTES:**
- CROSS SLOPE DIRECTION VARIES. SEE LAYOUT PLANS FOR DIRECTION OF SLOPE.
  - CONTRACTOR IS RESPONSIBLE FOR RE-ESTABLISHING ALL SLOPES DISTURBED BY CONSTRUCTION.
  - 6' WIDE SPUR TRAIL SLOPE WILL MEET ADA GUIDELINES AND SHALL NOT EXCEED 8%.

**4 ASPHALT SPUR TRAIL**  
N.T.S.



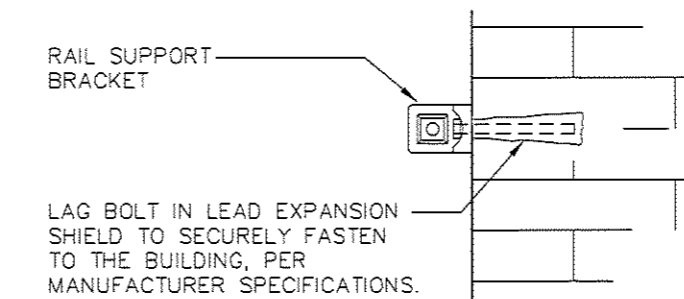
FENCE ELEVATION



FENCE SECTION W/GATE


**NOTES:**

- FENCE SYSTEM BY SWEDGE LOCK SYSTEMS INC. 1-800-886-3362 TYPE "A" BLACK ALUMINUM PICKET FENCING OR "JERITH 'OVATION' SERIES BLACK ALUMINUM PICKET FENCING OR APPROVED EQUAL.
- ALL INSTALLATION, MATERIALS, FASTENERS AND HARDWARE PER MANUFACTURER'S SPECIFICATIONS, OR APPROVED EQUAL.
- FINAL FENCE DESIGN BY PER THE MANUFACTURER'S SPECIFICATIONS.
- CONTRACTOR TO SUBMIT SEALED AND SIGNED SHOP DRAWINGS/MANUFACTURER'S DRAWING TO THE OWNER/ARCHITECT FOR FINAL APPROVAL PRIOR TO THE BEGINNING OF WORK.
- CONTRACTOR SHALL COORDINATE FENCE FOOTING INSTALLATION WITH DESIGN OF SEGMENTAL BLOCK RETAINING WALL AND GEOGRID TIEBACK INSTALLATION.



ATTACHMENT TO BUILDING FACE

NO.	REVISION	DATE
1	REVISED PER CITY COMMENTS	04/26/10
2	REVISED PER CITY COMMENTS	06/08/10
3	REVISED PER CITY COMMENTS	07/25/10



**STEWART**  
200 S. COLLEGE ST.  
SUITE 720  
CHARLOTTE, NC 28202  
T 704.334.7925  
F 704.334.7926  
www.stewart-eng.com

**PERKINS EASTMAN**  
520 W. SIXTH STREET  
CHARLOTTE, NC 28202  
704.940.0501  
Fax 362.4602

Owner:  
**UNC HOSPITALS**  
101 MANNING DR SUITE 6012  
CHAPEL HILL, NC 27514

Civil / Site:  
**STEWART ENGINEERING**  
200 S. COLLEGE ST SUITE 720  
CHARLOTTE, NC 28202 704.334.7925

Landscape:  
**STEWART ENGINEERING**  
200 S. COLLEGE ST SUITE 720  
CHARLOTTE, NC 28202 704.334.7925


Structural:  
**STEWART ENGINEERING**  
200 S. COLLEGE ST SUITE 720  
CHARLOTTE, NC 28202 704.334.7925

MECHANICAL, PLUMBING & FIRE PROTECTION  
**PWJ**  
4021 STIRRUP CREEK DR SUITE 400  
DURHAM, NC 27703 919.460.1440

ELECTRICAL  
**PWJ**  
4021 STIRRUP CREEK DR SUITE 400  
DURHAM, NC 27703 919.460.1440

POOL CONSULTANT  
**COUSLMAN-HUNSAKER**  
10733 SUNSET OFFICE DR SUITE 400  
ST. LOUIS, MO 63129 314.884.1245

PROJECT TITLE:  
**AMBERLY WELLNESS CENTER**



AMBERLY  
CARY, NORTH CAROLINA  
PROJECT No: 24911.00

DRAWING TITLE:

**SITE DETAILS**

SCALE: NTS STEWART-X6804.00

**C1.4**

SHEET:

DATE: MARCH 7, 2007

APPROVED BY: **DPC** DATE: 10/15/2007  
PLANNING: **DAH** DATE: 4/28/2011  
ENGINEERING: DATE: