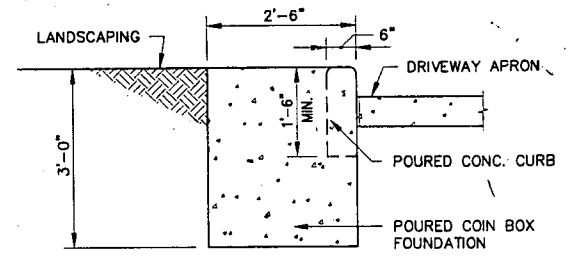
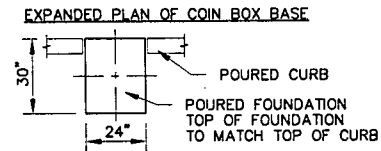
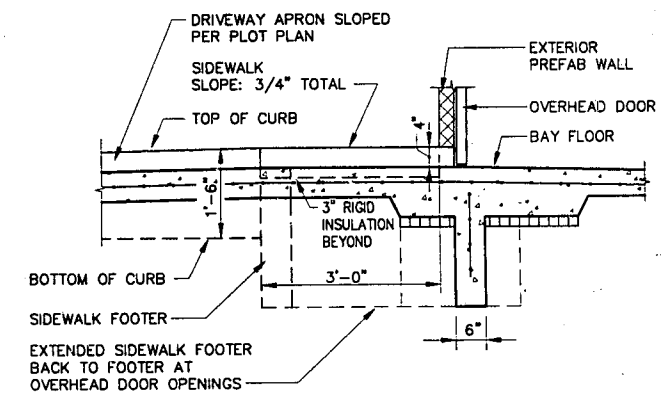


FLOOR PLAN
SCALE: 1/4" = 1'-0"
(LEFT-HAND ENTRANCE OPPOSITE HAND)

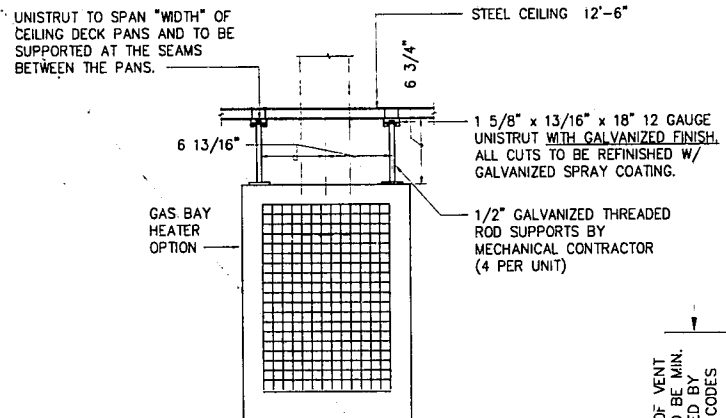
NOTE: LANDSCAPING IS EDGED BY A POURED CURB.
NOTE: STEEL FORMS ARE NOT ALLOWED FOR SIDEWALKS



SECTION 6
SCALE: 3/4" = 1'-0"

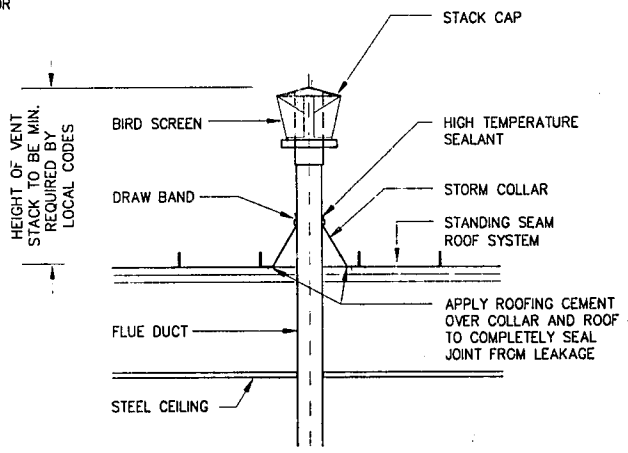


SECTION 8
N.T.S.

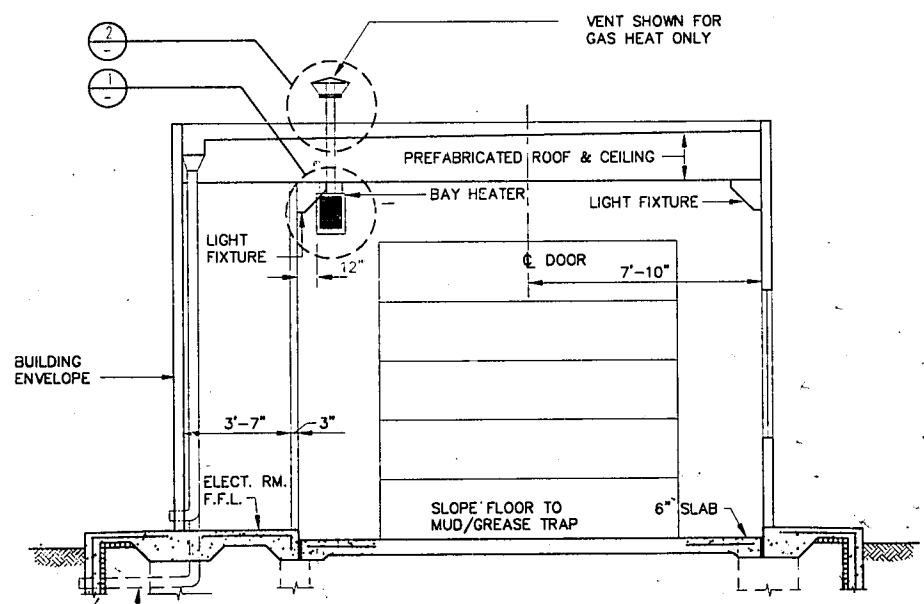


TYPICAL GAS HEATER INSTALLATION DETAIL
N.T.S.

NOTE: SEE MANUFACTURERS DRAWINGS FOR ELECTRICAL HEATER INSTALLATION



FLUE THRU ROOF DETAIL
N.T.S.



TRANSVERSE SECTION 9
SCALE: 3/8" = 1'-0"

SECTION CUT SYMBOL:
TOP NUMBER INDICATES SECTION NUMBER.
BOTTOM NUMBER INDICATES DRAWING TO REFERENCE.

BP OIL COMPANY
RETAIL MARKETING
DESIGN AND ENGINEERING
200 PUBLIC SQUARE
CLEVELAND, OHIO 44114

3620 ROLLOVER CAR WASH
RIGHT HAND ENTRANCE
ARCHITECTURAL
PLAN, SECTION AND ELEVATIONS

| | | | | |
|---|----------------|-------------|-----------|-----|
| DWG. No.: | 4-3620 S | 3/7 | REV.: | 3 |
| SCALE: | AS NOTED | MADE BY: | BMD (927) | |
| DATE: | APRIL 25, 1988 | CHECKED BY: | R.C.B. | |
| REVISIONS | | DATE | DWN | CKD |
| COMBINATION VOYAGER AND NON-VOYAGER PACKAGE | | 4-17-89 | | |
| MUD/GREASE TRAP | | 4-28-89 | | |
| ELECTRICAL REVISIONS | | 5-1-89 | | |

DCA 6/14/89