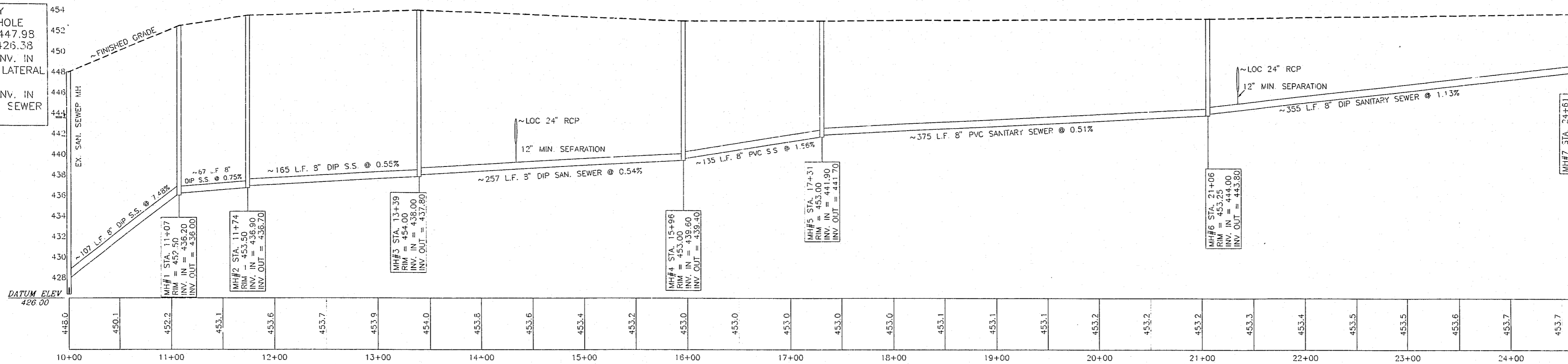
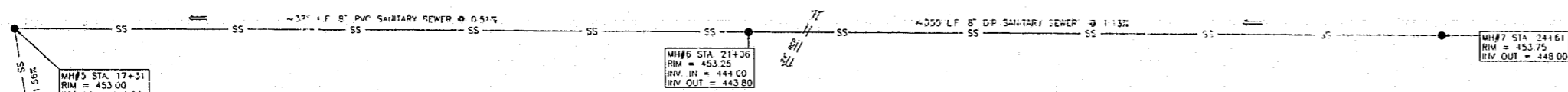


EX. SANITARY SEWER MANHOLE
 EX. RIM = 447.98
 EX. INV = 426.38
 PROPOSED INV. IN 4" SERVICE LATERAL @ ~443.50'
 PROPOSED INV. IN 8" SANITARY SEWER @ ~428.00'



PROFILE - SANITARY SEWR OUTFALL



PLAN VIEW - SANITARY SEWR OUTFALL

SEE SHEET 2 FOR MORE DETAILS

SITE UTILITY DATA:

SITE IS PART OF LOT "D" CARY PLAZA SHOPPING CENTER
 SITE IS ZONED B-2 CU
 SIZE OF SITE IS 7.73 ACRES
 OWNER OF SITE: JOHN BUFFALO - BUFFALO LANES
 PROPOSED BUILDING USE - BOWLING ALLEY
 PROPOSED BUILDING - ONE STORY (32' HT.)
 PROPOSED AREA IN BUILDING - 36,100 s.f.
 PROPOSED NUMBER OF BOWLING LANES - 32
 PROPOSED EXTENSION OF 6" DIP WATERLINE ~490 I.F.
 PROPOSED EXTENSION OF 8" DIP WATERLINE ~396 I.F.
 PROPOSED EXTENSION OF 6" PVC S.S. LATERAL ~491 I.F.
 PROPOSED INSTALLATION OF ONE FIRE HYDRANT ASSEMBLY.
 PROPOSED INSTALLATION OF ONE 3/4" WATER METER ASSEMBLY.
 PROPOSED SEWAGE FLOW - 1,600 gpd (50gpd/LANE x 32 LANES)
 PROPOSED EXTENSION OF 8" DIP SANITARY SEWER ~634 I.F.
 PROPOSED EXTENSION OF 8" PVC SANITARY SEWER ~767 I.F.
 PROPOSED NUMBER OF NEW SANITARY SEWER MANHOLES - 7
 PROPOSED SETTING ONE - 1000 GALLON GREASE TRAP

GENERAL UTILITY NOTES:

ALL CONSTRUCTION AND MATERIALS SHALL BE IN ACCORDANCE WITH THE TOWN OF CARY STANDARDS AND SPECIFICATIONS. THE ENTIRE PROPOSED SITE IS NOT WITHIN A FEMA 100 YEAR FLOOD PLAIN.
 ALL PROPOSED HVAC UNITS SHALL BE SCREENED FROM OFFSITE VIEW. HVAC UNITS LOCATED ON THE GROUND SHALL BE SCREENED WITH BLOCK ENCLOSURES. HVAC UNITS LOCATED ON THE ROOF TOP SHALL BE SCREENED WITH COMPATIBLE BUILDING MATERIALS.
 CURRENTLY, ALL ROADWAY, UTILITY, AND STREETSCAPE IMPROVEMENTS ARE IN PLACE AS PER EXISTING CARY PLAZA APPROVED DEVELOPMENT PLAN.
 CONTRACTOR SHALL VERIFY ALL EXISTING CONDITIONS PRIOR TO THE START OF CONSTRUCTION. CONTRACTOR SHALL VERIFY LOCATION OF ALL UTILITIES (ABOVE AND BELOW GROUND) PRIOR TO THE START OF CONSTRUCTION. CONTRACTOR SHALL COORDINATE, IF NEEDED, THE RELOCATION OF ANY CONFLICTING UTILITIES WITH THE APPROPRIATE UTILITY AUTHORITY. CONTRACTOR ALSO TO INFORM ENGINEER. CONTRACTOR TO OBTAIN A COPY OF THE TOWN OF CARY STANDARDS AND SPECIFICATIONS TO REFER TO DURING CONSTRUCTION.


EX. SANITARY SEWER MANHOLE
 EX. RIM = 447.98
 EX. INV = 426.38
 PROPOSED INV. IN 4" SERVICE LATERAL @ ~443.50'
 PROPOSED INV. IN 8" SANITARY SEWER @ ~428.00'

TIE INTO EXISTING MANHOLE W/ 6" PVC SERVICE LATERAL. EXTEND 4" PVC SERVICE LATERAL @ ~2% GRADE. MATERIALS, PLACEMENT, AND LOCATION AS PER ALL APPLICABLE TOWN OF CARY STDS. AND SPECS.

SCALE: 1" = 50' HORIZONTAL
 1" = 5' VERTICAL



Randall L. Miller
 2/6/68
 PRELIMINARY
 NOT FOR CONSTRUCTION



THOMPSON and ASSOCIATES, P.A.
 5821 HOLLY SPRINGS ROAD
 FALEIGH, NC 27668
 TEL 919 851-1709
 FAX 919 859-2143

DATE: 2-28-98	SURVEYED BY: OTHERS	JOB: B1-BOWL
SCALE: 1" = 50' HORIZONTAL 1" = 5' VERTICAL	DRAWN BY: RLM	DWG. NO.: B1-BUP

UTILITY PLAN - SANITARY SEWR OUTFALL
BUFFALO LANES
 OWNER: JOHN BUFFALO

CARY TOWNSHIP	TOWN OF CARY
WAKE COUNTY	NORTH CAROLINA
ZONED: B-2 CU	PL: 199-1-209 MIN. DIST. TO OTHER SEWER