



LEGEND

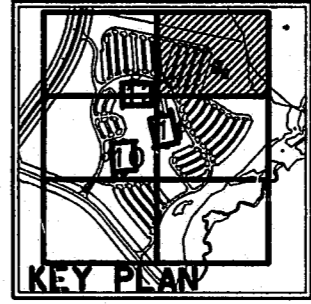
	FIRE HYDRANT
	GATE VALVE
	WATER METER
	FIRE DEPARTMENT CONNECTION
	FDC VALVE BOX
	SANITARY SEWER CLEANOUT
	SANITARY SEWER MANHOLE



SEE SHEET C-2.0 FOR GENERAL NOTES



The Engineer does not guarantee that all existing facilities such as pipelines, electrical lines, conduits, telephone cables, storm connections, or other facilities are shown on this plan. It shall be the contractor's responsibility to have all utilities located by their respective owners, field mark the utility locations, and protect all such existing facilities prior to beginning construction. The Contractor is fully responsible for notifying all utility owners in accordance with NC General Statute - Chapter 81, Article 8, the Underground Damage Prevention Act.



APPROVED
7/21/2000
9/20/2000

UTILITIES PLAN

SCALE: 1" = 30'

DATE: 4/2/00
SCALE: 1" = 30'
DRAWN:
JOB:
SHEET: C-2.2
OF 7 SHEETS

REVISIONS BY
6-12-00 PER TOWN OF CARY COMMENTS CK
7-14-00 PER TOWN OF CARY COMMENTS CK
7-14-00 FOR LANDSCAPE PLANS CK
7-14-00 FOR 2D GLOBAL COMMENTS CK
6-12-00 ADD SS ENCLOSURES CK

O'Brien Atkins
ARCHITECT/ENGINEER/INTERIOR DESIGNER/LANDSCAPE ARCHITECTURE/PLANNING
P. O. BOX 2037
RESEARCH TRIANGLE PARK, NORTH CAROLINA 27709
TELEPHONE: 919/851-1912 FAX: 919/851-1918

SITE UTILITY PACKAGE
CISCO SYSTEMS, INC.
Buildings 10, 11, & 12 RESEARCH TRIANGLE PARK, N.C.