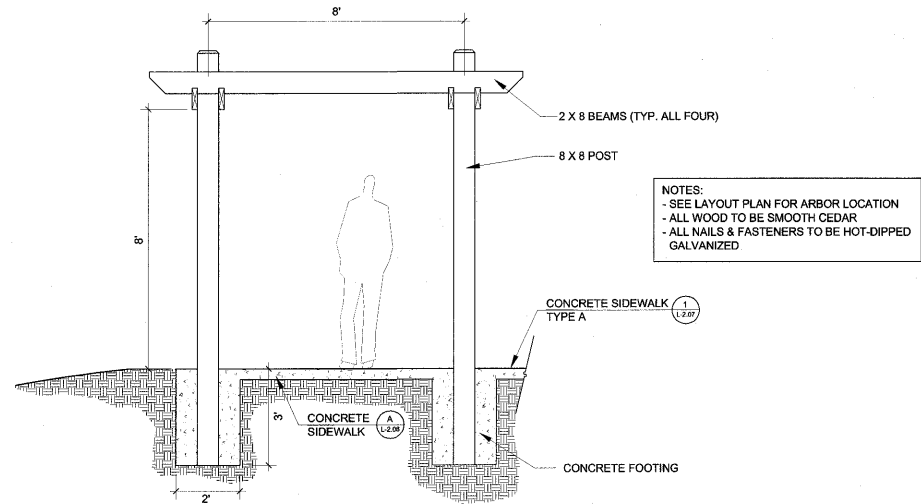
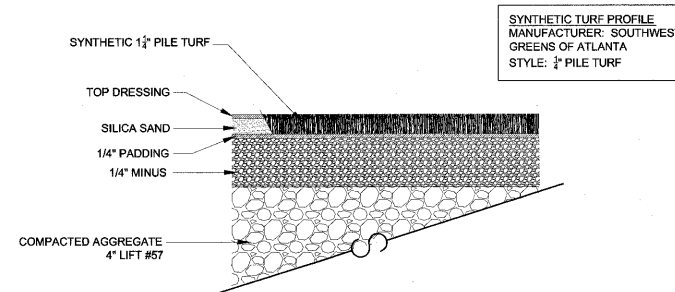


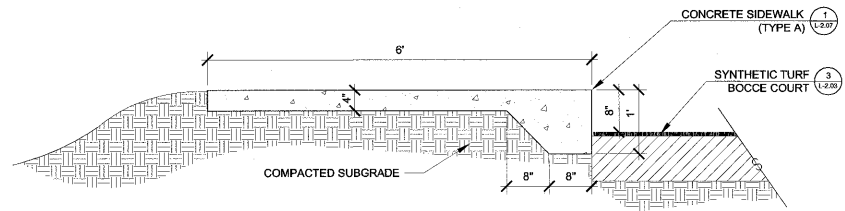
1. Bocce Court Enlargement
Scale: 1" = 10'



2. Trellis
Scale: 1/2" = 1'-0"



3. Synthetic Turf Bocce Court
Scale: 3" = 1'-0"



4. Bocce Court Edge
Scale: 1" = 1'-0"



JOB NUMBER: 3040300
DRAWN BY: PML
CHECKED BY: GH

Niles Bolton Associates, Inc.
One Buckhead Plaza
3006 Buckhead Road, NW
Atlanta, Georgia
404-365-7600
Fax: 404-365-7610
nba@nilesbolton.com

REVISIONS	DATE	DESCRIPTION

This drawing, as an instrument of service, is the property of the drafter and shall not be reproduced, published or used in any way without the permission of the drafter.

Carolina Preserve
by David White
ATAMBERLY
Cary, North Carolina

BOCCE COURT
ENLARGEMENT

L-2.03

DATE: 1/14/06

CARY PROJECT NUMBER 05-SP-135
APPROVED
TOWN OF CARY
APPROVED BY: DRC DATE: 12-19-05
PLANNING: JCE DATE: 1-29-06
ENGINEERING: TS DATE: 1-19-06