


CHAS. H. SELLS, INC.
 Consulting Engineers, Surveyors & Photogrammetrists
 15401 Westway Parkway
 Cary, NC 27513
 Tel: 919-678-0035
 Fax: 919-678-0206
 www.chasells.com


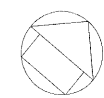


RELEASED FOR CONSTRUCTION

Carolina Preserve by
 Del Webb at Amberly
 Phase 1
 Cary, NC
 GS Carolina
 3412 1/2 Hillsborough St.
 Raleigh, NC 27607

CURVE	LENGTH	RADIUS
C34	0.44	115.00
C35	31.67	25.00
C36	29.24	50.00
C37	13.50	50.00
C38	31.67	25.00
C39	0.66	115.00
C40	35.66	115.00
C41	32.23	1920.00
C42	16.67	980.00
C43	6.56	115.00
C44	3.17	25.00
C45	19.38	25.00
C46	25.39	50.00
C47	22.55	25.00
C48	8.07	115.00
C49	0.47	115.00
C50	8.09	375.00

04-SB-028
 APPROVED
 TOWN OF CARY
 Approved by: *DFC* Date: 6/13/08
 Planning: *AS* Date: 2/11/08
 Engineering: *TS* Date: 7/2/08



REVISIONS	
NO.	DATE

PROJECT #: 04-056 DATE: 6/23/08
 DRAWN BY: WF CHECKED BY: DS
 TITLE:
 LOT
 LAYOUT
 4 OF 5
 SHEET
C1.1.4

X:\Projects\2008\Projects\04-4320_Amberly_Ph1\Drawings\04-4320_Amberly_Ph1_C1.1.4_07.dwg 1/27/2008 6:38:55 PM

© CHAS. H. SELLS, INC. ALL RIGHTS RESERVED. NO PART OF THIS DOCUMENT IS TO BE REPRODUCED OR TRANSMITTED IN ANY FORM OR BY ANY MEANS WITHOUT THE WRITTEN PERMISSION OF CHAS. H. SELLS, INC. OR EXPRESSLY PROHIBITED.