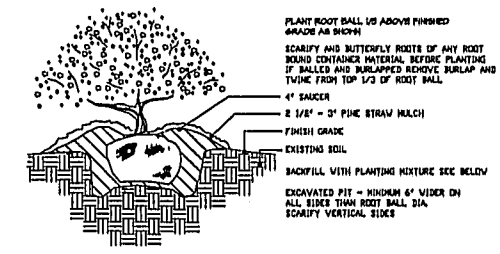


PLANT LIST

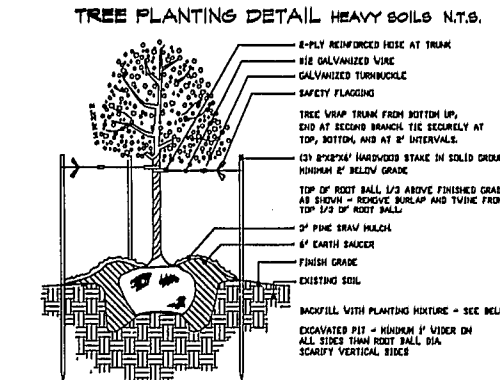
8	AG	ACER RUBRUM	OCTOBER GLORY RED MAPLE	50'	O.C.	3"	CAL.
28	QAC	QUERCUS ACUTICOSTA	SAWTOOTH OAK	50'	O.C.	3"	CAL.
20	QR	QUERCUS RUBRA	RED OAK	50'	O.C.	3"	CAL.
40	QAL	QUERCUS ALBA	WHITE OAK	50'	O.C.	3"	CAL.

- ANY STREETSCAPE TREES WITHIN THE SIGHT TRIANGLES WILL BE LIMBED-UP TO 6'.
- TREE PLANTINGS WITHIN THE 30' AND 20' PERIMETER BUFFER WILL BE A MINIMUM OF 2.5" CALIPER AND 8' TALL AT THE TIME OF INSTALLATION.
- UTILITY EQUIPMENT AND FACILITIES ASSOCIATED WITH ON-SITE ELECTRIC, CABLE, STORM DRAINAGE FACILITIES, TELEPHONE, GAS, OR OTHER SIMILAR UTILITIES SHALL BE SCREENED WHERE POSSIBLE WITH EVERGREEN PLANTINGS. DWARF BURFORD HOLLIES SHALL BE PLANTED TO FULLFILL THIS REQUIREMENT, AND SHALL BE 24" IN HEIGHT, PLANTED 3' ON CENTER.
- ALL EXISTING VEGETATION WILL BE PRESERVED TO THE MAXIMUM EXTENT POSSIBLE (THIS APPLIES TO THE INDIVIDUAL LOTS).



SHRUB PLANTING DETAIL HEAVY SOILS N.T.S.

PLANTING HURDLE PLANTING HURDLE SHALL BE 42 TWO PARTS APPROVED BY SITE TOPSOIL. (2) TWO PARTS EXISTING SUITABLE SOIL AND (2) ONE PART SCREENED FINE SAND THOROUGHLY MIXED 20-15-10 FERTILIZER IN EACH PLANT PIT AT MANUFACTURER'S RECOMMENDED RATE.



TREE PLANTING DETAIL HEAVY SOILS N.T.S.

PLANTING HURDLE PLANTING HURDLE SHALL BE 42 TWO PARTS APPROVED BY SITE TOPSOIL. (2) TWO PARTS EXISTING SUITABLE SOIL AND (2) ONE PART SCREENED FINE SAND THOROUGHLY MIXED 20-15-10 FERTILIZER IN EACH PLANT PIT AT MANUFACTURER'S RECOMMENDED RATE.

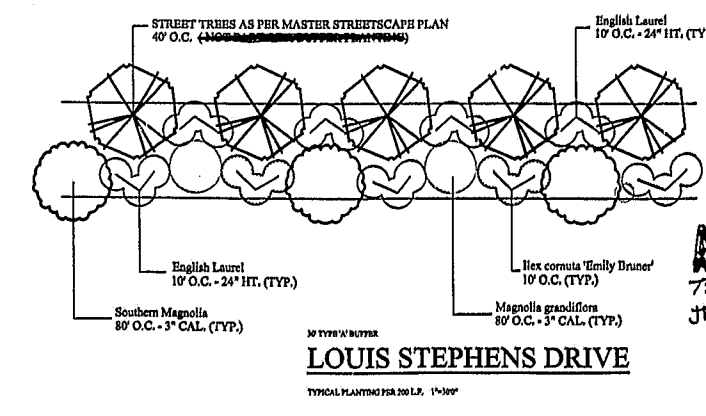
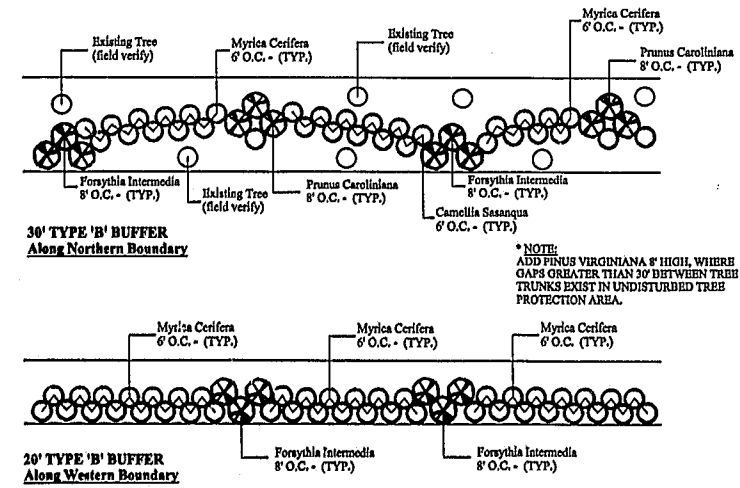
STAKE TREES WHEN NEEDED OR DIRECTED BY LANDSCAPE ARCHITECT.

NOTE ON LOT LANDSCAPING: ONE CANOPY TREE (6" CALIPER, 6' HT. MIN) SHALL BE PLANTED IN EACH REAR YARD. CANOPY TREES CAN BE ANY OF THOSE LISTED IN THE PLANT LIST TABLE. FIVE EVERGREEN SHRUBS SHALL BE PLANTED AS FOUNDATION PLANTS, MIN. 3" GAL. CONTAINER AND 24" TALL.

WHERE REAR YARDS ADJACENT TO EACH OTHER, WITH NO INTERVENING ALLEY, FOUR ADDITIONAL EVERGREEN SHRUBS SHALL BE PLANTED.

*NO FENCE SHALL BE PLACED IN A BUFFER OR WITHIN THE COMMON OPEN SPACE ALONG LOUIS STEPHENS DRIVE UNLESS INSTALLED AT ONE TIME FOR THE ENTIRE LENGTH OF THE STREETSCAPE BUFFER. INDIVIDUAL LOT OWNERS SHALL NOT INSTALL FENCES IN A PIECEMEAL FASHION. PRIOR TO PLACING A FENCE IN A STREETSCAPE OR BUFFER, THE FENCE SHALL BE SUBMITTED TO AND APPROVED BY THE TOWN OF CARY. ALL FENCES SHALL BE UNIFORM DIMENSIONS, MATERIALS AND COLOR(S).

*NOTE: ALL SHRUBS ARE TO BE 24" TALL AND 3 GALLON AT TIME OF INSTALLATION. ALL TREES ARE TO BE AT LEAST 2" CAL. AND 8' TALL AT TIME OF INSTALLATION.



ETd
ELAM, TODD & AMBROSIO, PA

Urban Planning /
Landscape Architecture
2681 Weston Parkway
Suite 283
Cary, North Carolina 27513
(919) 915.678.1071
ETD@BELLSOUTH.NET

DEVELOPER:
W & W PARTNERS
150 CORNERSTONE DR.
SUITE 150
CARY, NORTH CAROLINA 27513

ENGINEER:
HUGH J. GILLRICE & ASSOC.
875 WALNUT STREET
SUITE 350
CARY, NORTH CAROLINA 27511

Drawn By: EVC
Checked By: BITT
Date: 6-08-99
Proj#: 9904006

Revisions
5/17/99 TOC REV.
6/14/99 TOC 2nd REV.
7/12/99 TOC 3RD REV.
8/13/99 TOC 4TH REV.
10/25/99 TOC 5TH REV.



CARPENTER VILLAGE
PORTION OF PARCEL H
CONSTRUCTION PHASE 17
CARY, NORTH CAROLINA

STREETSCAPE
AND UNIT PLANTING

PHASE 17

APPROVED
7/22/99 11-12-99
JTP 11/5/99

Sheet

2