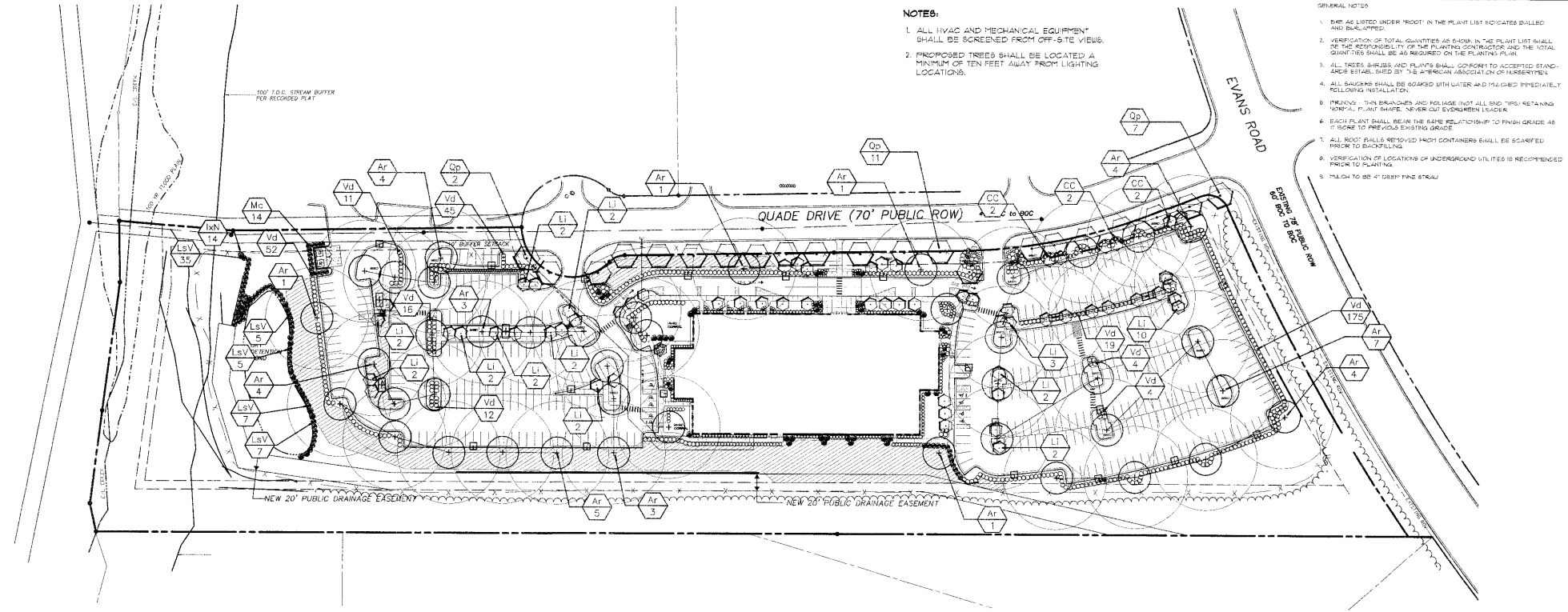


JERRY TURNER & ASSOCIATES, INC. THE DOCUMENT SET SHALL BE THE PROPERTY OF JERRY TURNER & ASSOCIATES, INC. NO PART OF THIS DOCUMENT SET SHALL BE REPRODUCED OR TRANSMITTED IN ANY FORM OR BY ANY MEANS, ELECTRONIC OR MECHANICAL, WITHOUT THE WRITTEN PERMISSION OF JERRY TURNER & ASSOCIATES, INC. DATE: 08/26/2016 9:42:27 AM, 3 Sheets



- NOTES:**
1. ALL HVAC AND MECHANICAL EQUIPMENT SHALL BE SCREENED FROM OFF-SITE VIEWS.
 2. PROPOSED TREES SHALL BE LOCATED A MINIMUM OF TEN FEET AWAY FROM LIGHTING LOCATIONS.

- GENERAL NOTES:**
1. BIR AS LISTED UNDER "ROOT" IN THE PLANT LIST INDICATES BALLED AND BURLAPED.
 2. VERIFICATION OF TOTAL QUANTITIES AS SHOWN IN THE PLANT LIST SHALL BE THE RESPONSIBILITY OF THE PLANTING CONTRACTOR AND THE TOTAL QUANTITIES SHALL BE AS REQUIRED ON THE PLANTING PLAN.
 3. ALL TREES, SHRUBS AND PLANTS SHALL CONFORM TO ACCEPTED STANDARDS ESTABLISHED BY THE AMERICAN ASSOCIATION OF NURSERMEN.
 4. ALL SAUCERS SHALL BE SOAKED WITH WATER AND MULCHED IMMEDIATELY FOLLOWING INSTALLATION.
 5. PRUNING - TAN BRANCHES AND FOLIAGE NOT ALL BIRD PROOF RETAINING MINIMAL PLANT SHAPE. NEVER CUT EXHIBITION BRANCHES.
 6. EACH PLANT SHALL BEAR THE SAME RELATIONSHIP TO FINISH GRADE AS IT IS TO PREVIOUS EXISTING GRADE.
 7. ALL ROOTS REMOVED FROM CONTAINERS SHALL BE SCARIFIED PRIOR TO BACKFILLING.
 8. VERIFICATION OF LOCATIONS OF UNDERGROUND UTILITIES IS RECOMMENDED PRIOR TO PLANTING.
 9. MULCH TO BE 4" DEEP FINE STRAW.

PLANT LIST

KEY	SCIENTIFIC NAME	COMMON NAME	QUANTITY	CALIPER	HEIGHT	SPREAD	ROOT	REMARKS
TREES								
AR	<i>Acer rubrum</i>	Red Maple	TBA	2-2.5"	10'-12'		B4B	
BR	<i>Betula nigra</i> 'Heritage'	Heritage River Birch	TBA	12-14"			B4B	Heavy Canoe (3 min.)
IXN	<i>Ilex x 'Nellie R. Stevens'</i>	Nellie Stevens Holly	TBA		8'		B4B	
LI	<i>Lagarostroma indica</i> 'Muskogee'	Crape Myrtle	TBA		8'		B4B	Heavy Canoe (3 min.)
MV	<i>Magnolia virginiana</i>	Sweetbay Magnolia	TBA		8'		B4B	
QP	<i>Quercus paustris</i>	Pin Oak	TBA	2-2.5"	10'-12'		B4B	Matched crown and branching Hts.
CC	<i>Cercis canadensis</i>	Redbud	TBA		8'		B4B	
AF	<i>Acer palmatum</i> 'Bloodgood'	Japanese Maple	TBA		8'		B4B	
SHRUBS								
LB	<i>Ilex cornuta</i> 'Burfordii' nana	Dwarf Burford Holly	TBA		24"		3 gal.	
AG	<i>Abelia x grandiflora</i> 'Edward Goucher'	Edward Goucher Abelia	TBA		24"		3 gal.	Matched
HL	<i>Ilex crenata</i> 'Helleri'	Helleri Holly	TBA		24"		1-2 gal.	
LV	<i>Ligustrum sinense</i> 'Variegatum'	Variegated Privet	TBA		36-42"	24"	0-2 gal.	
MY	<i>Myrica carterii</i>	Wax Myrtle	TBA		36-42"		5-10 gal.	
LC	<i>Ilex cornuta</i> 'Carissa'	Carissa Holly	TBA		24"		3 gal.	
RJ	<i>Rapheoclepis indica</i> 'Monrey'	Spring Rapture Ind. Hebe	TBA		24"		3 gal.	
VD	<i>Viburnum davidii</i>	David Viburnum	TBA		24"	21-30"	3 gal.	
MA	<i>Miconia sinensis</i> 'Adagio'	Panacea Grass	TBA		24"		3 gal.	
LP	<i>Liriodendron speciosum</i> 'Big Blue'	Big Blue Liriodendron	TBA		24"		plugs	6" oc.

SEEDING SCHEDULE

40% TURF TYPE I FULL FESCUE (NORFOLK 1")	(34) 100/1000 SF
40% TURF TYPE I FULL FESCUE (TURKEY 1")	(34) 100/1000 SF
20% KENTUCKY BLUEGRASS TYPE A	(68) 100/1000 SF
20% KENTUCKY BLUEGRASS TYPE B	(68) 100/1000 SF
TOTAL: 1,194,000 SF	

TREE PLANTING NOTES:

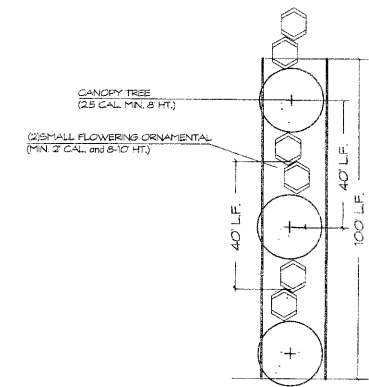
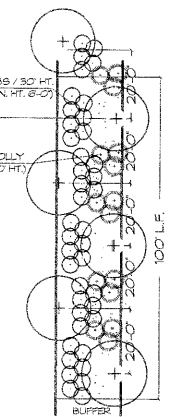
1. TREE PLANTING SPECIFICATIONS TO BE BASED ON TAN BARK SPECIES ONLY (EXCEPT AS SPECIFIED). TREE SPECIES AND ROOT BALL SHALL BE THE SOLE BASIS OF WHICH SPECIES SHOULD BE SELECTED. THERE IS NO "ANY" BASIS ON.
2. IF NEES SAMPLE OR LINE BLOCK OUT OF PLANT POSITION, THEY SHOULD BE RE-ALIGNMENT BY MAKING ADJUSTMENTS TO THE POSITION OF THE ROOTBALL, NOT BY MOVING ON THE TRUNK AND/OR TWIGS AND THE GRAFTS. TREES SHALL BE RE-ALIGNMENT DURING THE LINE OF THE PROJECT AS THEY GET OUT OF PLANT POSITION, NOT JUST AT THE END OF THE PROJECT.
3. BALL DEPTHS ON SOME TREES IN A SINGLE GROUP MAY VARY. IN GENERAL, 1/3 THE BALL ENCLD IS ABOVE GRADE, BUT A DEPTH VARY. ALL TREES IN A GROUP SHOULD BE SET SO THAT THE SAME OR THE TRUNK WILL APPEAR TO BE AT THE SAME RELATIVE ELEVATION ABOVE GRADE.
4. NO DECIDUOUS OR EVERGREEN TREES SHALL BE ACCEPTED IF THERE IS MORE THAN ONE DEFECT UNLESS THE TREE IS SPECIFIED AS SUCH.

TREE PLANTING NOTES

1. THE OWNERS OF THE PROPERTY AND THEIR AGENTS, HEREIN AS ASSIGNS SHALL BE RESPONSIBLE FOR THE INSTALLATION, PRESERVATION AND MAINTENANCE OF ALL PLANTING AND PHYSICAL FEATURES SHOWN ON THIS PLAN. THE OWNERS SHALL BE RESPONSIBLE FOR ANNUAL MAINTENANCE OF THE VEGETATION TO INCLUDE BUT NOT BE LIMITED TO:
 - A. FERTILIZATION: LIME, FERTILIZER (LAWNS) PER YEAR, FERTILIZER (3-10-10) AND AGAIN LATE OCTOBER BY ACCORDING TO SOIL TEST. FERTILIZER (LAWNS) SEARCH GARDENS ONCE DURING GROWING SEASON PER SOIL TEST.
 - B. PRUNING: PRUNING SHALL BE LIMITED TO REMOVAL OF DEAD WOOD OR BRANCHES FOR TREES OR FOR SIGHT DISTANCE (SMITH) REASON: THE BRUSH STANDARDS SHOULD BE ADHERED TO THE PRUNING OF SHRUBS SHALL BE LIMITED TO THE PRUNING NECESSARY TO MAINTAIN THE NATURAL SHAPE OF THE PLANT EXCEPT FOR EVERGREEN HEDGES.
 - C. PEST CONTROL: PEST-EMERGENT LEED CONTROL: FOR LIME AND SHRUB BEDS MAY BE APPLIED IN FEBRUARY. CHEMICAL TREATMENT FOR INSECT INFESTATION AND DISEASE MAY BE APPLIED AND SHALL BE SPECIFIC TO THE PROBLEM.
 - D. MULCHING: MULCHING SHALL BE MAINTAINED AT A DEPTH OF 2.5" IN PLANT BEDS AS A "PANTY PULLON" SHALL BE REAPPLIED AT LEAST EVERY 2 YEARS.
 - E. FOLIAGE: PRUNING FOLIAGE LINES SHALL BE MAINTAINED AT A HEIGHT OF 3" AND SHALL BE MOVED APPROXIMATELY 30 TIMES PER YEAR (SECONDARY) AND AS MAY BE MAINTAINED DURING THE GROWING SEASON TO MAINTAIN THE RECOMMENDED HEIGHT OF THE SPECIES OR TREE GRADE.
 - F. PLANT PROTECTION: AVOID EXCESS INTERFERENCE INTO THE ROOT ZONE AREA OF ESTABLISHED PLANTS.
 - G. IRRIGATION: IF AN IRRIGATION SYSTEM IS UTILIZED, THE SYSTEM SHALL BE REGULATED TO PROVIDE APPROXIMATELY 1" OF RAINFALL PER WEEK DURING THE GROWING SEASON.
 - H. FAILURE TO MAINTAIN ALL PLANTING AS ACCORDING TO THIS PLAN MAY CONSTITUTE A VIOLATION OF THE UNIFIED DEVELOPMENT ORDINANCE AND MAY RESULT IN FINES.

MAINTENANCE AGREEMENT

EVERGREEN SHRUBS / 30" HT. (MAINTAINED AT MIN. HT. 8'-20")
 CANOPY TREE (25 CAL. MIN. 8' HT.)
 BLUE STEVENS HOLLY (MIN. 2 CAL. and 8'-10' HT.)



NOTE TO SUPPLEMENT 30' STREETSCAPE IF DEEMED NECESSARY
TYPICAL STREETSCAPE PLANTING
 NOT TO SCALE

03-SP-101-A
APPROVED TOWN OF CARY

Approved by: [Signature] Date: 5-22-06
 Planning: [Signature] Date: 8-21-06
 Engineering: [Signature] Date: 8-21-06



JERRY TURNER & ASSOCIATES, INC.
 Landscape Architecture
 Land Planning
 Environmental Design

905 Jones Franklin Road
 Raleigh, North Carolina 27606
 (919) 851-7156 fax: (919) 851-7547
 277 S.E. 5th Avenue
 Delray Beach, Florida 33483
 (561) 278-0463 fax: (561) 272-7593

CARY CHURCH OF GOD
 CARY, NC

APPROVED TOWN OF CARY

Approved by: _____ Date: _____
 Planning: _____ Date: _____
 Engineering: _____ Date: _____

REVISIONS:

07/21/03	
09/02/03	
01/13/06	
02/10/06	
03/24/06	
08/25/06	

DESIGN: _____ CHECKED: _____
 RT: _____ CB: _____
 DATE: _____
 1"=60'
 09/16/02

PLANTING PLAN

FILE NO: _____ JOB NO: _____

SCALE: _____ SHEET NO: _____

L-3