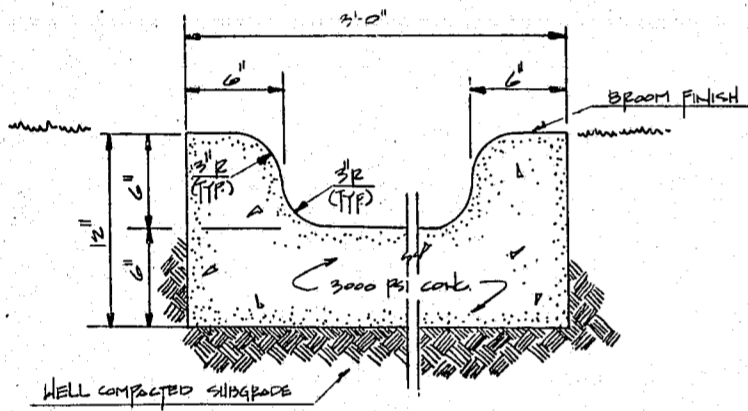
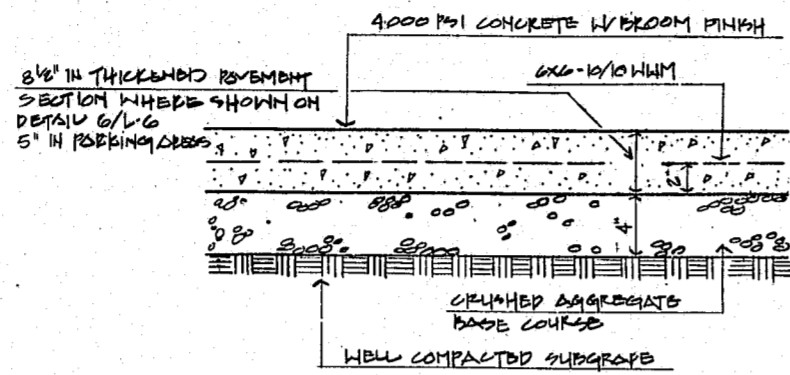


- NOTES:
- 1) curbs & gutters shall be laid in 10' lengths w/ 1/2" metal spacers.
  - 2) expansion joints shall be spaced at 40' intervals.

1 CURB & GUTTER  
L-5 N.T.S.



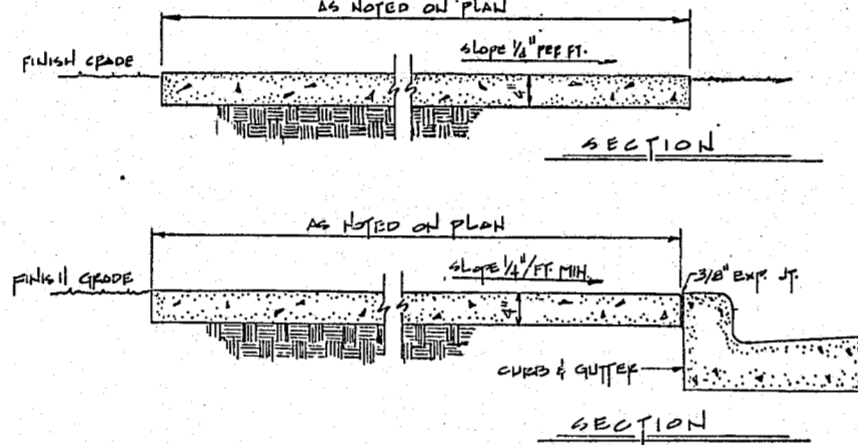
2 DRAIN DETAIL  
L-5 N.T.S.



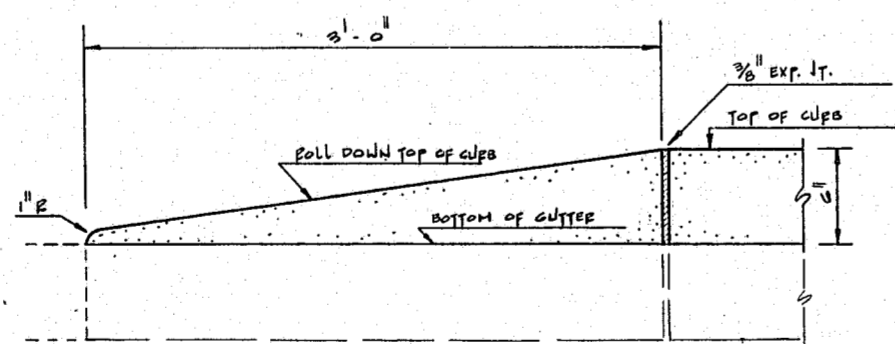
- NOTES:
- 1) SEE DETAILS 2/L-6 AND 6/L-6 FOR JOINT LOCATION AND CONSTRUCTION.

3 CONCRETE PAVEMENT  
L-5 NOT TO SCALE

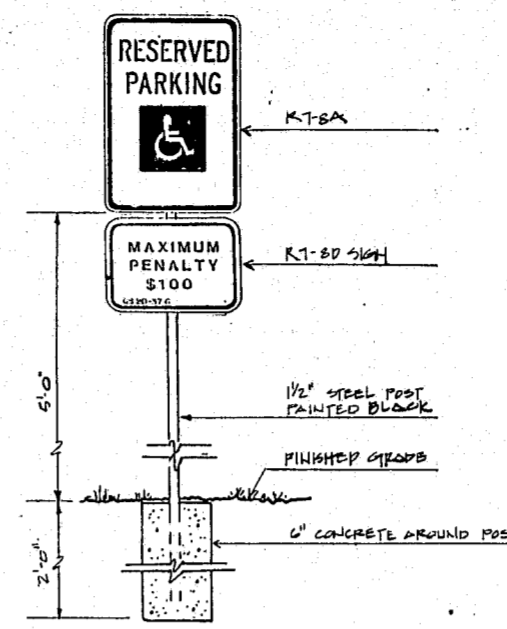
- NOTES:
- 1) WALKS shall be constructed of 4000 psi conc. on a well compacted subgrade.
  - 2) WALKS shall have broom finish UNLESS OTHERWISE NOTED.
  - 3) JOINTS shall be spaced at 40' intervals UNLESS OTHERWISE NOTED.
  - 4) SEE DETAIL 2/L-6 FOR CONCRETE JOINTS AS NOTED ON PLAN.



4 CONCRETE WALK  
L-5 3/4" = 1'-0"

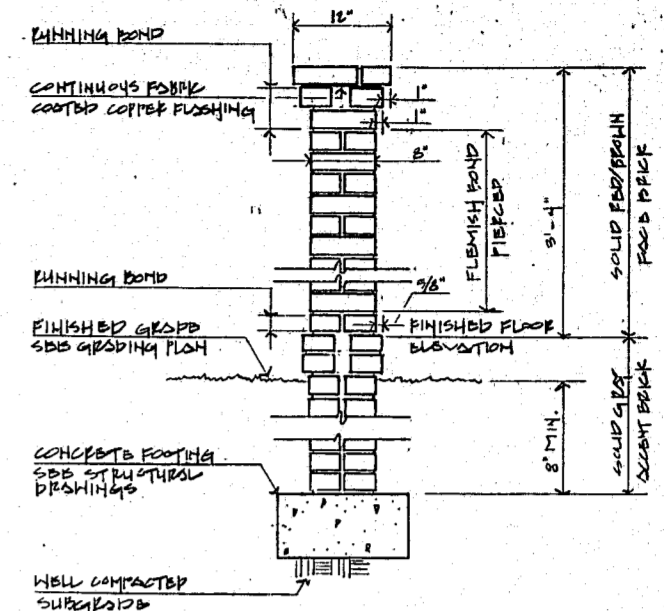


5 CURB TAPER  
L-5 NOT TO SCALE

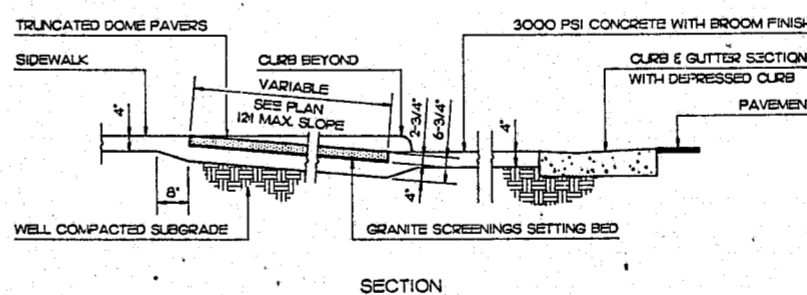
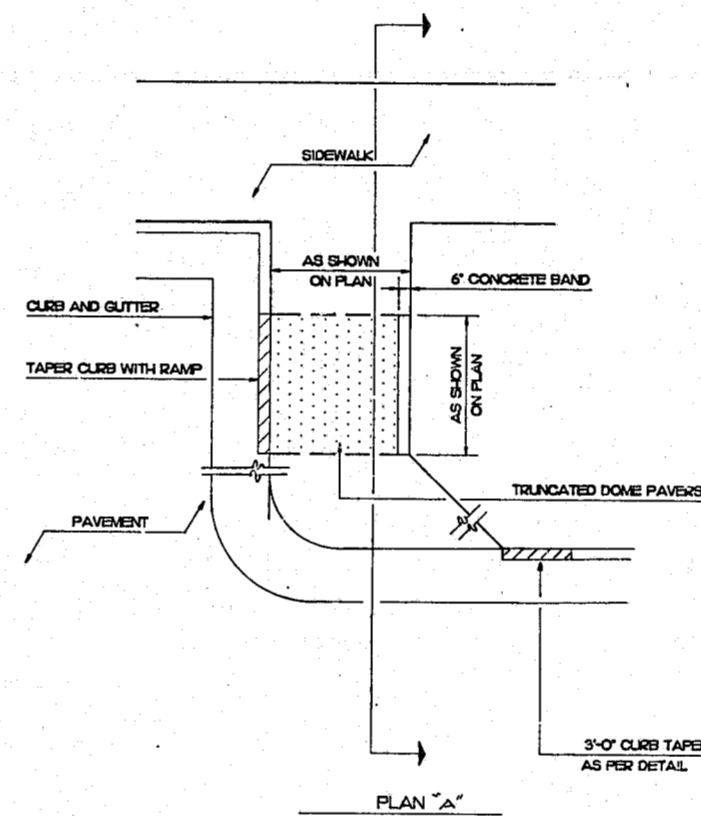


- NOTES:
- 1) SEE DETAIL 2/L-6 AND 6/L-6 FOR JOINT LOCATION AND CONSTRUCTION.

6 HANDICAP PARKING SIGN  
L-5 NOT TO SCALE

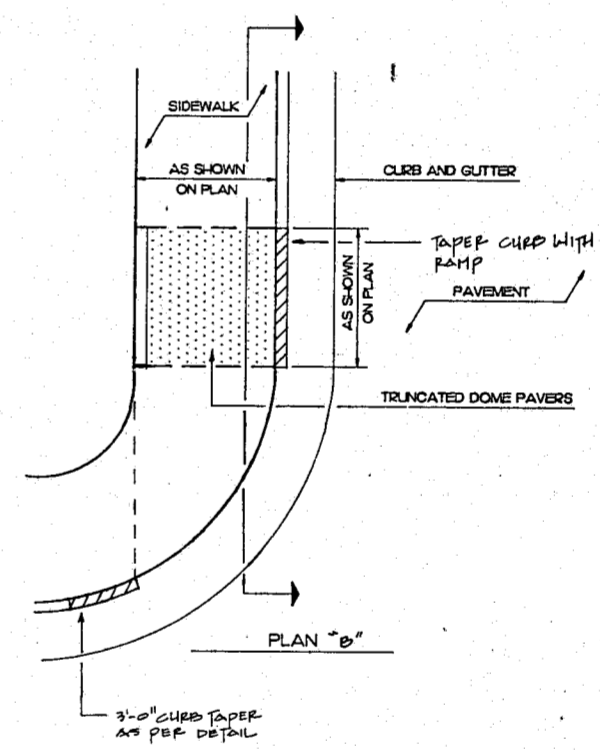


8 SCREEN WALL  
L-5 NOT TO SCALE



- NOTES:
- 1) THE WALKING SURFACE SHALL BE SLIP-RESISTANT. DETECTABLE WARNING DOMES SHALL COVER THE FULL WIDTH AND LENGTH OF THE RAMP SURFACE. THE DETECTABLE WARNINGS SHALL CONSIST OF RAISED TRUNCATED DOMES WITH A DIAMETER OF NOMINAL 0.75, A HEIGHT OF 0.25, AND A CENTER-TO-CENTER SPACING OF 2.00. THE RAMP SHALL BE A COLOR WHICH PROVIDES A 70% CONTRAST RATIO TO THE ADJACENT CONCRETE WALK.

7 HANDICAP RAMP  
L-5 NOT TO SCALE



CONSTRUCTION DETAILS  
L-5 SCALE AS SHOWN

REVISIONS  
RELEASED FOR  
BIP  
12/13/99

GEORGE FINCH, LANDSCAPE ARCHITECT, P.A. / LANDSCAPE ARCHITECTURE  
601 OBERLIN ROAD, SUITE 200  
RALEIGH, NORTH CAROLINA 27605  
919/888-1212

TOWN OF CARY - CARY FIRE DEPARTMENT  
STATION NO. 5 & POLICE SERVICE CENTER  
HIGH HOUSE ROAD  
CARY, NORTH CAROLINA

DRAWN BY  
CHECKED BY GMP  
PROJECT NO. 93-17  
DATE 30 AUG 1993  
L-5  
SHEET OF 8

