


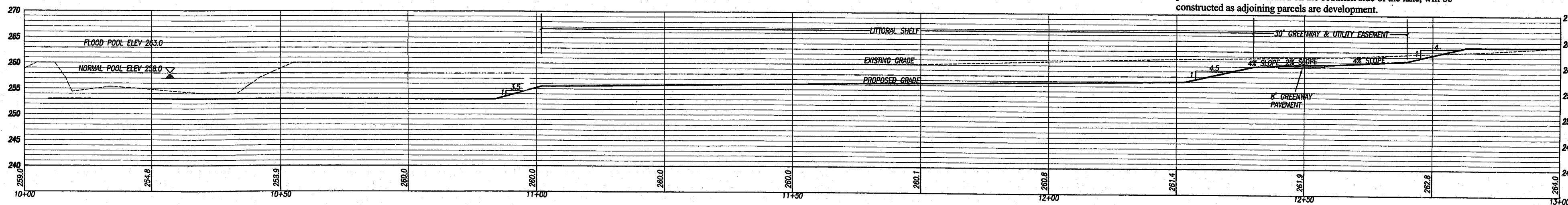
SECTION 'A' - 'A'
TYPICAL SECTION @ CARY GLEN BLVD.



SECTION 'B' - 'B'
TYPICAL SECTION LAKE SHELF

NOTE:
GREENWAY PAVEMENT NOT IN THIS CONTRACT.
MINIMUM GREENWAY PAVEMENT SECTION:
4" A.B.C. & 1 1/2" I-2.
ACTUAL PAVEMENT SECTION MAY REQUIRE
GEOTECHILE FABRIC AND/OR ADDITIONAL
STONE OR PAVEMENT BASED ON SOIL
CONDITIONS.

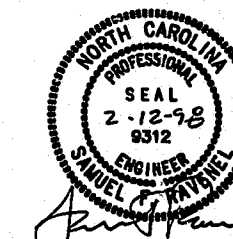
The required public greenway on the northern side of the lake, and private pedestrian trail to be located on the southern side of the lake, will be constructed as adjoining parcels are development.



SECTION 'C' - 'C'
TYPICAL SECTION LITTORAL SHELF

FOR CONSTRUCTION

97-5P-248
APPROVED
JAC
3-2-98
3-3-98



Withers & Ravenel
Engineering and Surveying, Inc.
111 MACKENAN DRIVE, Cary NC 27511 Phone: 919-489-3340 Fax: 919-487-6008

No.	Description	Date	By
1	ADD GREENWAY & CORRECT CROSS DRAINAGE @ GREEN LEVEL RD	10/17/97	JAC
2	LITTORAL SHELF REVISED	7/12/98	JAC

CARY GLEN LAKE AND DAM
CARY, NORTH CAROLINA

SECTIONS

Designer W&R	Scale 1" = 10'	CAD File LAKEXSEC
Drawn By JAC	Date 9/26/97	Sheet No.
Checked By SFR	Job No. 97014	L-3

K:\CAD\97010\LAKEXSEC.dwg Thu Feb 12 11:16:39 1998 WITHERS & RAVENEL ENGINEERING & SURVEYING, INC.