

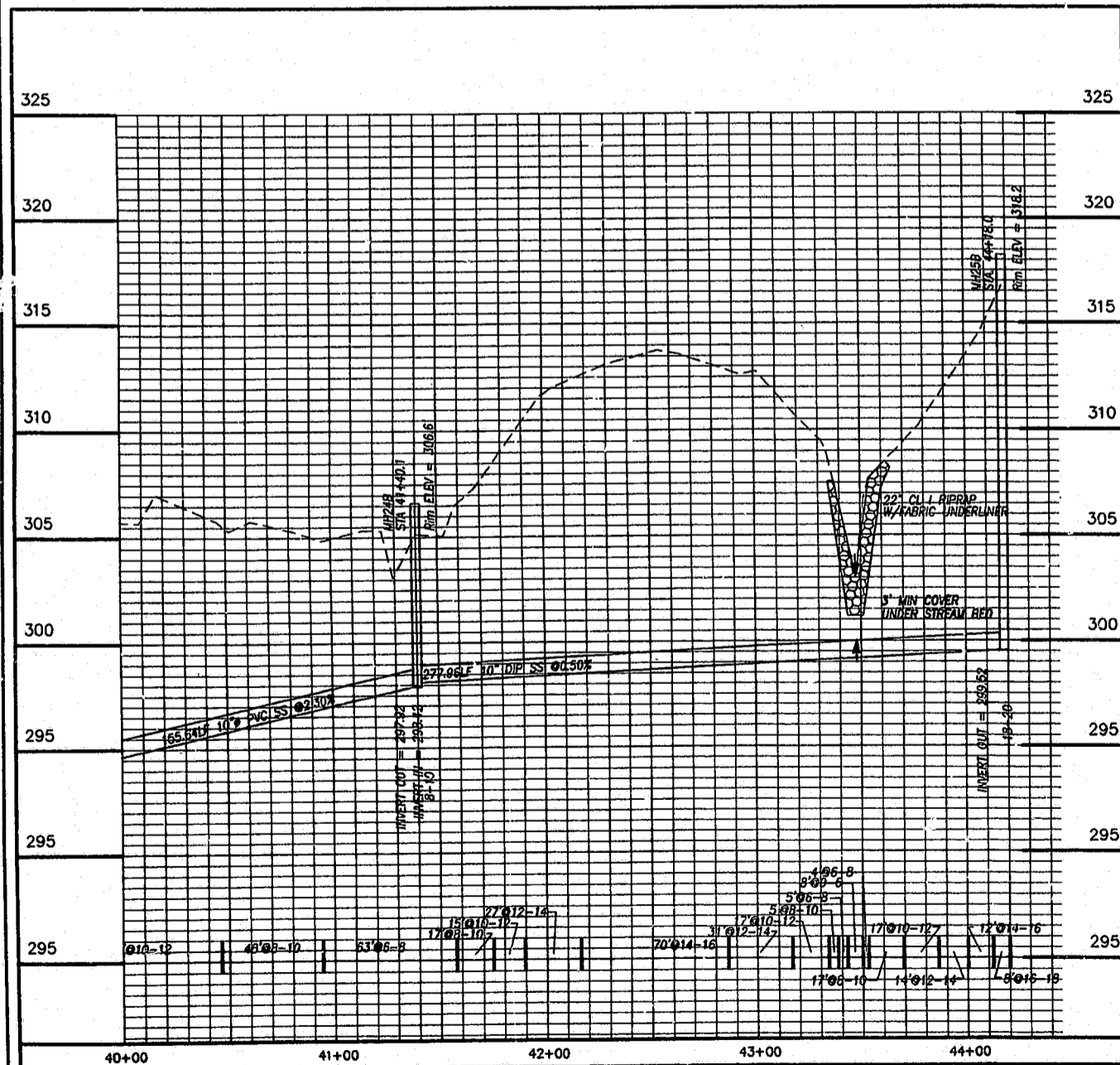


SCALES
HOR: 1" = 50'
VER: 1" = 5'



Scale 1" = 50'



PROJECT
CARY GLEN
SANITARY SEWER OUTFALL (SOUTH)
DRAWN BY
LINE "B"
PLAN AND PROFILE
STA. 40+00 THROUGH STA. 44+18

REVISIONS NUMBER	DESCRIPTION	DATE
1	FEET TO FIRST REVIEW	3/26/98
2	ADDED CHANNEL ARMOR	10/7/98
3	FINAL COMMENTS	11/13/98



WITHERS & RAVENEL
Engineering & Surveying, Inc.
111 Mackenan Drive
Cary, N.C. 27511
PHONE : 919-469-3340
FAX : 919-467-6006

DRAWN BY RKS
CHECKED BY
DATE ISSUED 2/26/98
SCALE AS NOTED
JOB NO. 97225

SHEET NO. **8**
OF

98-SP-042
APPROVED
TM 12-21-98
T&E 12-22-98