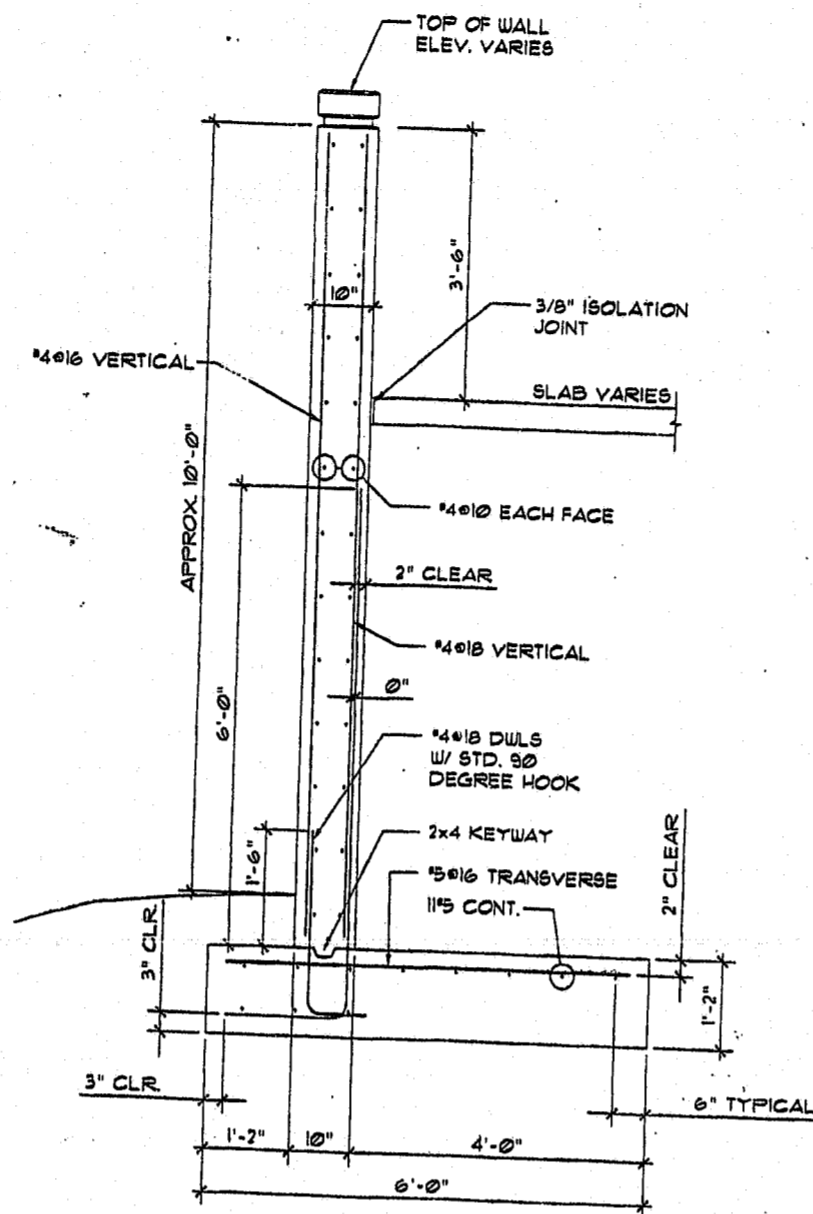


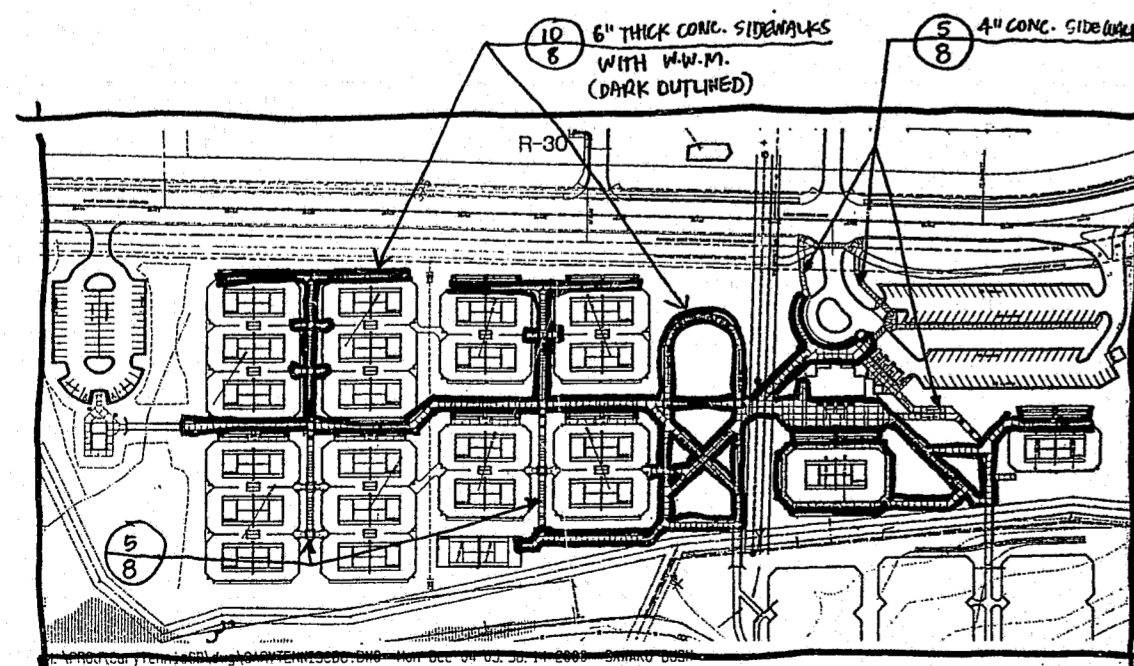
Item 'B' - Addendum One 12-4-00
 THIS DETAIL REPLACES DETAIL 8, SHEET 12 "WATER FOUNTAIN"



SECTION @ RETAINING WALL

GENERAL RETAINING WALL

REINFORCED SIDEWALK LOCATIONS



Item 'A' - Addendum One
 THIS MAP SHOWS THE LOCATION OF REINFORCED CONCRETE SIDEWALKS... (6" THICK W/ W.W.M.)

REINFORCED CONCRETE WALKS LOCATIONS 12-4-00
 REFER TO DETAILS 5/8 AND 10/8.

PATON/ZUCCHINO & ASSOCIATES, P.A.
 LANDSCAPE ARCHITECTURE AND LAND PLANNING
 200 North West Street
 Raleigh, N.C. 27603
 Bus. (919) 834-8820
 Fax. (919) 828-7088
 www.paton-zucchino.com
 email:pza@paton-zucchino.com


- Architect:
CLINE DAVIS ARCHITECTS
- Architect (Shelter):
CHERRY HUFFMAN ARCHITECTS
- Tennis Consultant:
TRIANGLE TENNIS CONSULTANTS, INC.
- Electrical Engineer:
TRIANGLE ENGINEERING ASSOCIATES
- Civil Engineer:
H.J. GILLEECE & ASSOCIATES
- Irrigation Engineer:
SMITH TURF & IRRIGATION
- Geotechnical Engineer:
ECS CONSULTANTS, INC.
- Owner:
TOWN OF CARY
CARY, NORTH CAROLINA
- Project:
CARY TENNIS CENTER

• Sheet Title:
ADDENDUM DETAILS

• Issue Date:
NOVEMBER 13, 2000

• Revisions:
REVISED 3-15-01

PRELIMINARY
 BID SET



• Project Number:
00-SP-018-Acom1

• Sheet Number:
11A

*closed revisions approved
 By JEP on 3/16/01*