

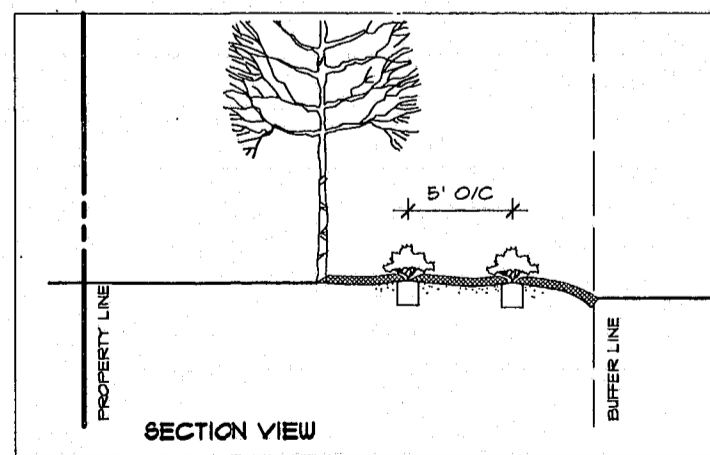
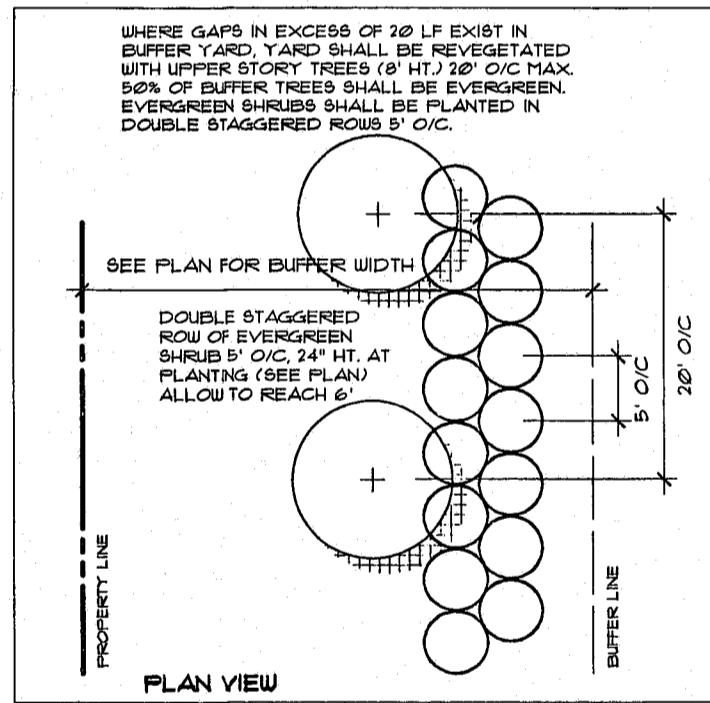
# PLANT LIST

KEY	SCIENTIFIC NAME	COMMON NAME	QUANTITY	CALIPER	HEIGHT	SPREAD	ROOT	REMARKS
AP	Acer palmatum	Japanese Maple	2		6-8'	6-8'		
AR	Acer rubrum 'October Glory'	October Glory Maple	35	2.5"	8'			
CJY	Cryptomeria japonica 'Yoshino'	Yoshino Cryptomeria	17		48"	24"		
IBN	Ilex cornuta 'Burford nano'	Dwarf Burford Holly	471		24"	18"		
IGS	Ilex glabra 'Shamrock'	Shamrock Inkberry	30		24"	18"		
LI	Lagerstroemia x faurei 'Fantasy'	Fantasy Crape Myrtle	25	2.5"	8'			
PLO	Prunus laurocerasus 'Otto Luykens'	Otto Luykens Laurel	130		24"	18"		
PXO	Prunus x Okame	Okame Cherry	2	2"	6'			
PY	Prunus yedoensis	Yoshino Cherry	13	2.5"	8'			
QP	Quercus phellos	Willow Oak	19	2.5"	8'			

THE OWNERS OF THE PROPERTY AND THEIR AGENTS, HEIRS OR ASSIGNS SHALL BE RESPONSIBLE FOR THE INSTALLATION, PRESERVATION AND MAINTENANCE OF ALL PLANTINGS AND PHYSICAL FEATURES SHOWN ON THIS PLAN. THE OWNERS SHALL BE RESPONSIBLE FOR ANNUAL MAINTENANCE OF THE VEGETATION TO INCLUDE BUT NOT BE LIMITED TO:

- A. FERTILIZATION: LAWN: FERTILIZE LAWN TWICE PER YEAR (FEBRUARY 15-MARCH 15 AND AGAIN SEPT. 1-OCTOBER 31) ACCORDING TO SOIL TEST. FERTILIZE WARM SEASON GRASSES ONCE DURING GROWING SEASON PER SOIL TEST.
  - B. PRUNING: PRUNING SHALL BE LIMITED TO REMOVAL OF DEAD WOOD OR BRANCHES FOR TREES OR FOR SIGHT DISTANCES/SAFETY REASONS. THE SMOO STANDARDS SHOULD BE ADHERED TO. THE PRUNING OF SHRUBS SHALL BE LIMITED TO THE PRUNING NECESSARY TO MAINTAIN THE NATURAL SHAPE OF THE PLANT EXCEPT FOR SHEARED HEDGES.
  - C. PEST CONTROL: PRE-EMERGENT WEED CONTROL FOR LAWN AND SHRUB BEDS MAY BE APPLIED IN FEBRUARY. CHEMICAL TREATMENT FOR INSECT INFESTATION AND DISEASE MAY BE APPLIED AND SHALL BE SPECIFIC TO THE PROBLEM.
  - D. MULCHING: MULCHING SHALL BE MAINTAINED AT A DEPTH OF 3"-3" IN PLANT BEDS. AS A MINIMUM MULCH SHALL BE REAPPLIED AT LEAST EVERY 2 YEARS.
  - E. MOWING: PRIMARY PASCAL LAWN SHALL BE MAINTAINED AT A HEIGHT OF 3" AND SHALL BE MOWED APPROXIMATELY 30 TIMES PER YEAR. SECONDARY TURF AREAS MAY BE MAINTAINED HIGHER AND LESS FREQUENTLY. WARM SEASON GRASSES SHALL BE MOWED AS NEEDED DURING THE GROWING SEASON TO MAINTAIN THE RECOMMENDED HEIGHT OF THE SPECIES OF TURF GRASS.
  - F. PLANT PROTECTION: AVOID EXCESS INTRUSION INTO THE ROOT ZONE AREA OF ESTABLISHED PLANTINGS.
  - G. WATERING: IF AN IRRIGATION SYSTEM IS UTILIZED, THE SYSTEM SHALL BE REGULATED TO PROVIDE APPROXIMATELY 1" OF RAINFALL PER WEEK DURING THE GROWING SEASON.
- FAILURE TO MAINTAIN ALL PLANTINGS IN ACCORDANCE WITH THIS PLAN MAY CONSTITUTE A VIOLATION OF THE UNIFIED DEVELOPMENT ORDINANCE AND MAY RESULT IN FINES.

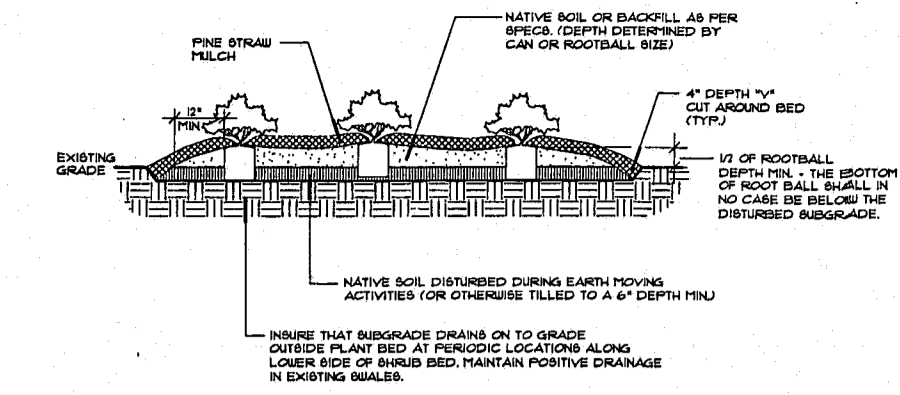
## MAINTENANCE AGREEMENT



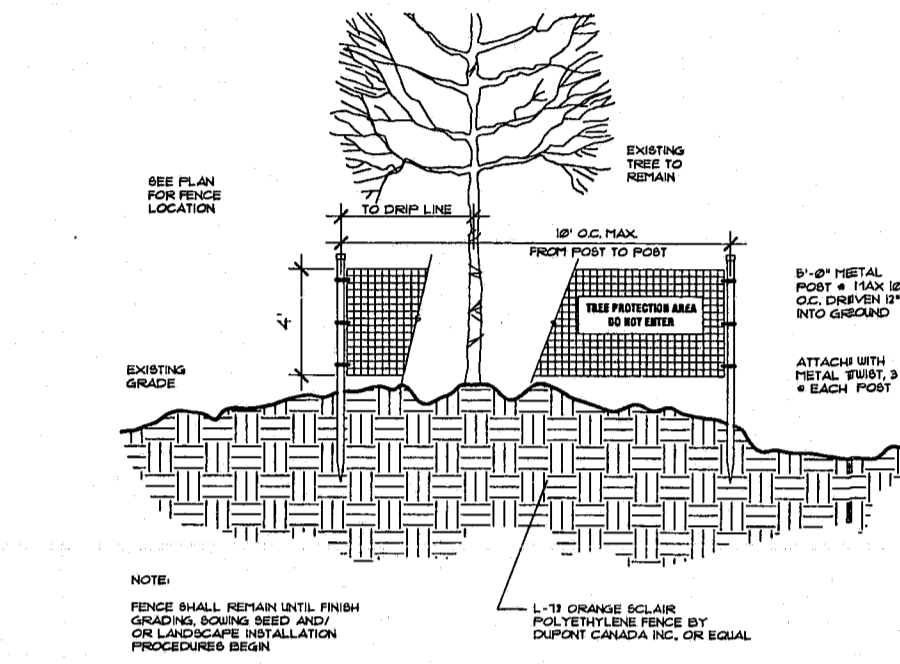
NOTE: REVEGETATION SHALL BE REQUIRED WHERE EXISTING VEGETATION DOES NOT SATISFY THE SCREENING REQUIREMENTS FOR THE BUFFER YARD

## THOROUGHFARE YARD AND TYPE "A" BUFFERYARD REVEGETATION

NOT TO SCALE



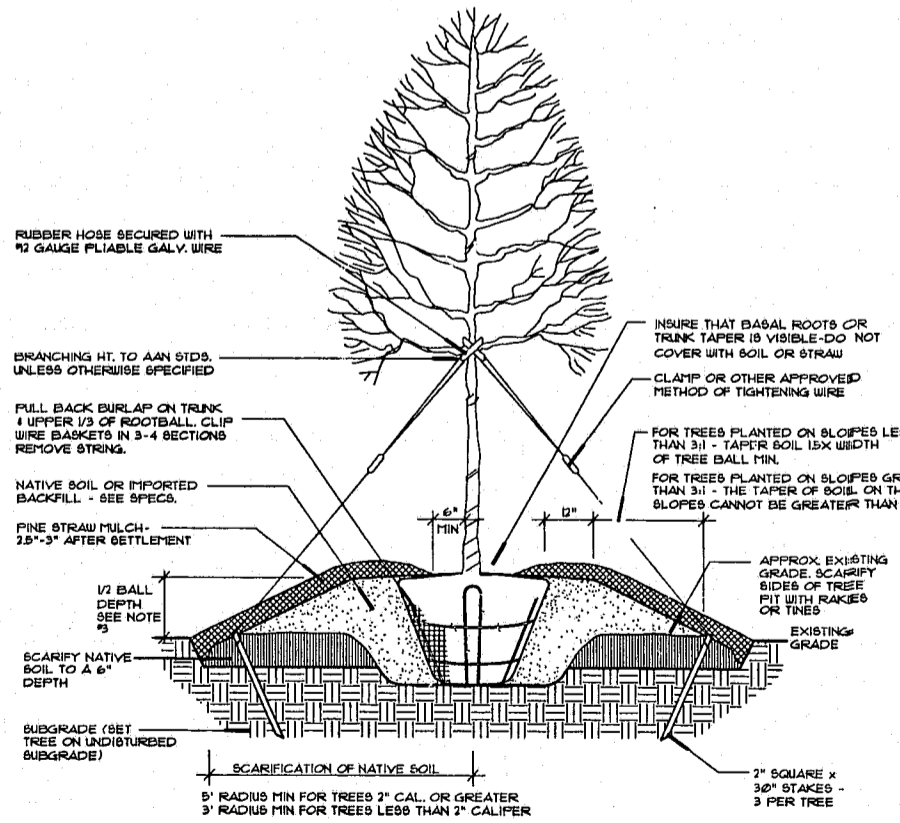
NOT TO SCALE



## TREE PROTECTION FENCE

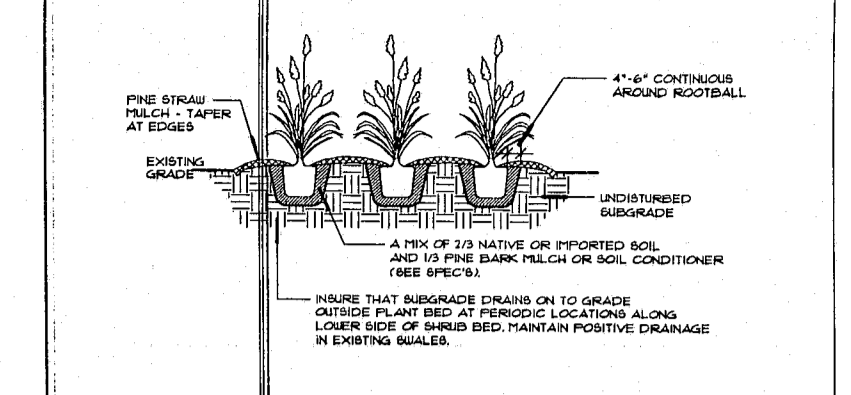
NOTE: FENCE SHALL REMAIN UNTIL FINISH GRADING, SOILING SEED AND/OR LANDSCAPE INSTALLATION PROCEDURES BEGIN

- TREE PLANTING NOTES:
- TREE WRAP (SEE SPEC 6) IS TO BE USED ON THIN BARK SPECIES ONLY (SUCH AS MAPLES). THE LANDSCAPE ARCHITECT SHALL BE THE SOLE JUDGE OF WHICH SPECIES SHOULD BE WRAPPED IF THERE IS ANY QUESTION.
  - IF TREES SETTLE OR ARE BLOWN OUT OF PLUMB POSITION, THEY SHOULD BE STRAIGHTENED BY MAKING ADJUSTMENTS TO THE POSITION OF THE ROOTBALL - NOT BY PUSHING ON THE TRUNK AND/OR TIGHTENING THE GUY WIRE. TREES SHALL BE STRAIGHTENED DURING THE LIFE OF THE PROJECT AS THEY GET OUT OF PLUMB, NOT JUST AT THE END OF THE PROJECT.
  - BALL DEPTH ON SOME TREES IN A SINGLE GROUP MAY VARY. IN GENERAL, 1/2 THE BALL SHOULD BE ABOVE GRADE. BUT, IF DEPTHS VARY, ALL TREES IN A GROUP SHOULD BE SET SO THAT THE BASE OF THE TRUNKS WILL APPEAR TO BE AT THE SAME RELATIVE ELEVATION ABOVE GRADE.
  - NO DECIDUOUS OR EVERGREEN TREES WILL BE ACCEPTED IF THERE IS MORE THAN ONE LEADER, UNLESS THE TREE IS SPECIFIED AS MULTI-TRUNK.

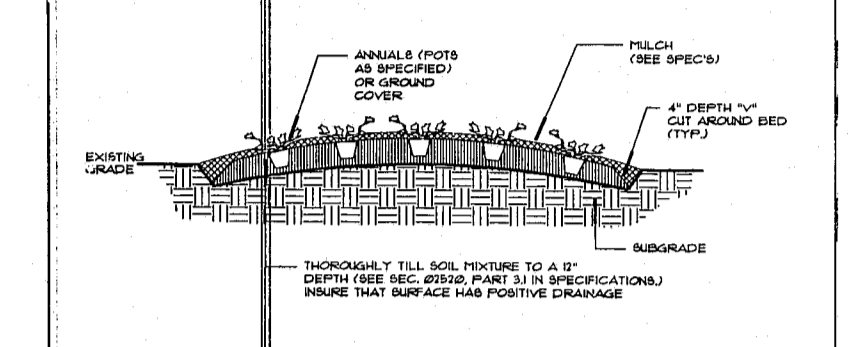


## TREE PLANTING DETAILS

NOT TO SCALE



NOT TO SCALE



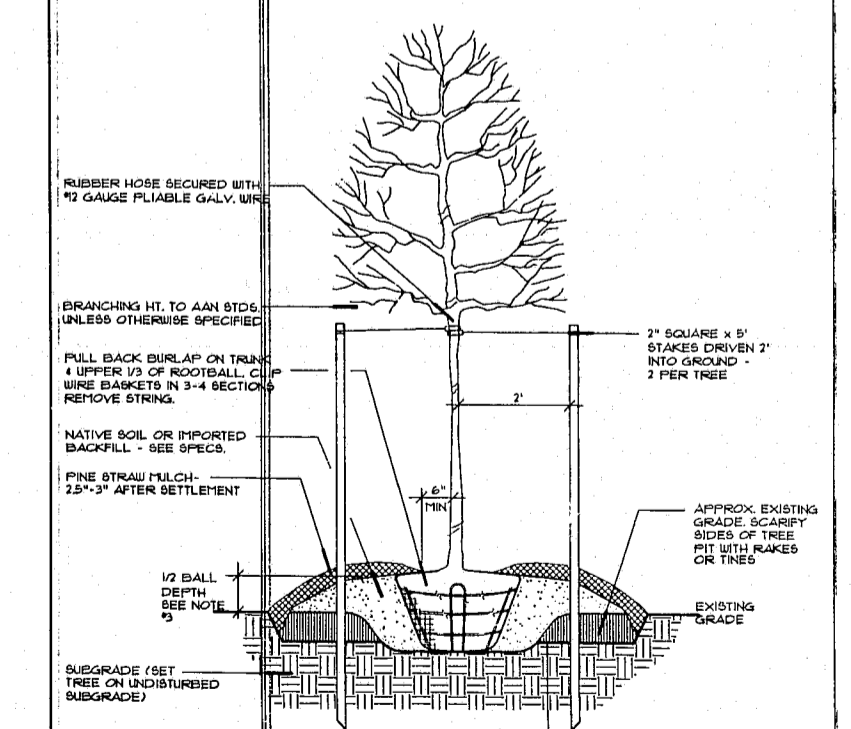
## GROUND COVER/ANNUALS PLANTING DETAIL

NOT TO SCALE

- GENERAL NOTES:
- BID AS LISTED UNDER "ROOT" IN THE PLANT LIST INDICATES BALLED AND BURLAPPED.
  - VERIFICATION OF TOTAL QUANTITIES AS SHOWN IN THE PLANT LIST SHALL BE THE RESPONSIBILITY OF THE PLANTING CONTRACTOR AND THE TOTAL QUANTITIES SHALL BE AS REQUIRED ON THE PLANTING PLAN.
  - ALL TREES, SHRUBS, AND PLANTS SHALL CONFORM TO ACCEPTED STANDARDS ESTABLISHED BY THE AMERICAN ASSOCIATION OF NURSERYMEN.
  - ALL SAUCERS SHALL BE SOAKED WITH WATER AND MULCHED IMMEDIATELY FOLLOWING INSTALLATION.
  - PRUNING - THIN BRANCHES AND FOLIAGE (NOT ALL END TIPS) RETAINING NORMAL PLANT SHAPE. NEVER CUT EVERGREEN LEADER.
  - EACH PLANT SHALL BEAR THE SAME RELATIONSHIP TO FINISH GRADE AS IT BORE TO PREVIOUS EXISTING GRADE.
  - ALL ROOT BALLS REMOVED FROM CONTAINERS SHALL BE SCARIFIED PRIOR TO BACKFILLING.
  - VERIFICATION OF LOCATIONS OF UNDERGROUND UTILITIES IS RECOMMENDED PRIOR TO PLANTING.
  - MULCH SHALL BE 4" DEEP FINE STRAW.

## GENERAL NOTES

NOT TO SCALE



## TREE PLANTING DETAILS

NOT TO SCALE



JERRY TURNER & ASSOCIATES, INC.

Landscape Architecture  
Land Planning  
Environmental Design

905 Jones Franklin Road  
Raleigh, North Carolina 27606  
(919) 851-7150 fax. (919) 851-7547

277 S.E. 5th Avenue  
Delray Beach, Florida 33483  
(561) 278-0453 fax. (561) 272-7593

PROJECT

## CROSSROADS FORD SERVICE CENTER


1660 PINEY PLAINES ROAD  
CARY, NORTH CAROLINA

REVISIONS

DRAWN \_\_\_\_\_ CHECKED \_\_\_\_\_  
CP \_\_\_\_\_ JT \_\_\_\_\_  
SCALE \_\_\_\_\_ DATE \_\_\_\_\_  
TITLE 10/2/00

## PLANT LIST & DETAILS

FILE NO \_\_\_\_\_ JOB NO \_\_\_\_\_  
FILE# 2351.02  
SEAL \_\_\_\_\_ SHEET NO \_\_\_\_\_



SITE-5