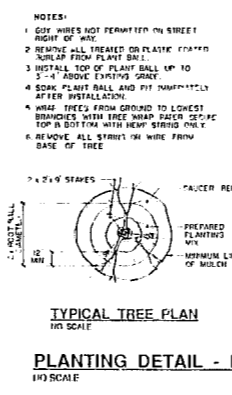
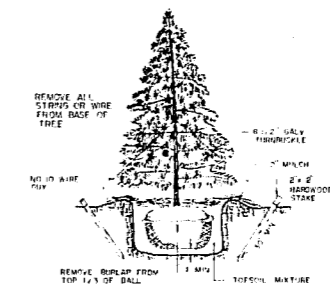
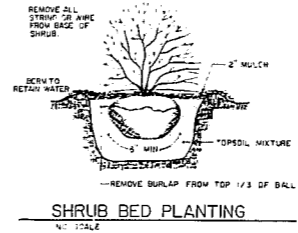
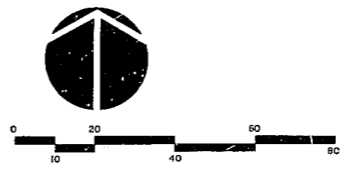




8000 Regency Parkway, Suite 140  
Cary, North Carolina 27511  
(919) 467-9708

Revisions  
4-7-89 TO C 2<sup>ND</sup> REVIEW  
4-10-89 REVISED PLANTING TO REFLECT CHANGES IN THE BUILDING AND PARKING  
8-7-89 CHANGE ENGLISH IVY TO WINTERCREEPER



PLANTING DETAIL - LARGE MATURING TREE

- NOTES:**
1. THIS PLAN IS FOR PLANTING PURPOSES ONLY. FOR INFORMATION RELATING TO GRADING, WALLS, ETC., REFER TO THE GRADING PLAN.
  2. ALL GRASS IS TO BE 'REBEL' FESCUE SOD.
  3. ALL PLANTS AND PLANTING PROCEDURES SHALL MEET OR EXCEED A.A.N. STANDARDS AS SET FORTH IN "AMERICAN STANDARD FOR NURSERY STOCK" 1986.
  4. ALL SHRUB AND PLANT BEDS SHALL BE MULCHED WITH 2" CLEAN PINE STRAW. GROUND COVER BEDS SHALL BE MULCHED WITH 3" PINE BARK MULCH.
  5. ALL TREES AND SHRUBS SHALL BE FULL WELL BRANCHED PLANTS WHICH ARE CHARACTERISTIC OF THE SPECIES.
  6. TOPSOIL SHALL BE SPREAD OVER THE ENTIRE LANDSCAPE AREA TO A DEPTH OF AT LEAST 4" IN LAWN AREAS AND 6" IN SHRUB AND GROUND COVER BEDS.

\* ALL LANDSCAPING WILL BE IRRIGATED SEE IRRIGATION PLAN

**PLANT LIST**

		TREES					
QTY.	BOTANICAL NAME	COMMON NAME	ROOT	GAL.	HT.	REMARKS	
1	Acer palmatum dissectum	Cutleaf Japanese Maple	B&B		3'-4'	specimen plant	
13	Acer sacrum	Sugar Maple	B&B	3"	12'-14'		
2	Retula nigra	River Birch	B&B	2-1/2"-3"	12'-14'	clump-3 trunk specimen	
8	Cecus deodara	Deodar Cedar	B&B	3"	10'-12'		
12	Cornus florida	Flowering Dogwood	B&B	2"	8'-10'		
4	Lagerstroemia indica	Grape Myrtle	B&B		8'-10'	clump-3 trunk specimen	
3	Pyrus calleryana 'Bradford'	Bradford Pear	B&B	2-1/2"-3"	10'-12'	specimen plants	
7	Quercus phellos	Willow Oak	B&B	3"	12'-14'		
		SHRUBS					
40	Ilex cornuta 'Burfordii nana'	Dwarf Burford Holly	Cont.		24"-30"	3' on center	
92	Ilex cornuta 'carissa'	Carissa Holly	Cont.		18"-24"	3' on center	
39	Ilex crenata 'Steads'	Upright Jap. Holly	Cont.		24"-30"	3' on center	
10	Ilex vomitoria 'Nana'	Dwarf Yaupon Holly	Cont.	3 gal.	3' ON CENTER		
8	Ligustrum sinensis 'Variegata'	Variegated Chinese Privet	Cont.	3 gal.	4' ON CENTER		
4	Myrica cerifera	Wax Myrtle	Cont.	4'-6"	6' ON CENTER		
14	Nandina domestica	Nandina	Cont.	4 gal.	3' ON CENTER		
		GROUND COVERS AND WINES					
2400	Hedera-helix	English Ivy	Cont.		12"	on center	
100	Juniperus horizontalis	Blue Rug Juniper	Cont.	3 gal.	3' on center		
4	Ulmus japonicus	Sunproof Snakebeard	Cont.	1 gal.	12" on center		
80	Chloisophora japonicus	Mond Grass	Cont.		6"	on center	

NOTE CHANGE ENGLISH IVY TO WINTERCREEPER

Project  
**FIRST UNION NATIONAL BANK**  
WAVERLY PLACE  
LANDSCAPE PLAN

Date  
MARCH 1, 1989

Scale  
1" = 20'

Sheet