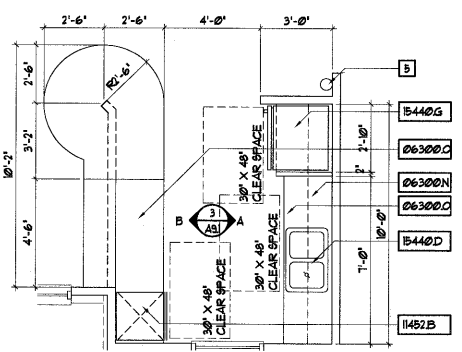
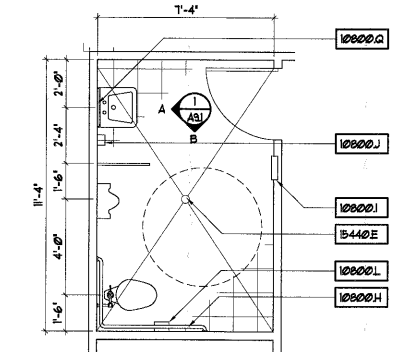


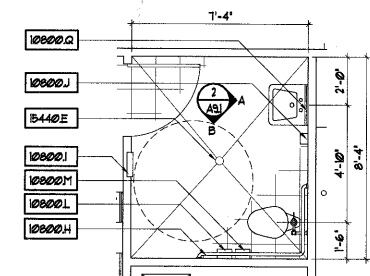
2 DIMENSION AND REFERENCE FLOOR PLAN
SCALE: 1/4" = 1'-0"



1 ENLARGED KITCHEN PLAN
SCALE: 3/8" = 1'-0" X-PLAN



3 ENLARGED MEN'S RESTROOM PLAN
SCALE: 3/8" = 1'-0" X-PLAN



4 ENLARGED WOMEN'S RESTROOM PLAN
SCALE: 3/8" = 1'-0" X-PLAN

SELECTIVE CONDOC NOTES

- 06 DIVISION 06 - WOOD AND PLASTICS
- 06300N WALL MOUNTED CABINETS WITH ADJUSTABLE SHELVES AND STANDARDS
- 06300D BASE CABINETS WITH ADJUSTABLE SHELVES AND STANDARDS
- 08 DIVISION 08 - DOOR AND WINDOWS
- 08300.A 22"x36" ATTIC ACCESS
- 10 DIVISION 10 - SPECIALTIES
- 10000H 1-1/2" GRAB BAR
- 10000J COMBINATION PAPER TOWEL / WASTE RECEPTACLE RECEIVED.
- 10000J SOAP DISPENSER
- 10000L TOILET PAPER HOLDER
- 10000M SANITARY NAPKIN DISPOSAL
- 10000Q TILT MIRROR
- 11 DIVISION 11 - EQUIPMENT
- 11452B UNDERCOUNTER DISHWASHER
- 15 DIVISION 15 - MECHANICAL
- B440D DOUBLE STAINLESS STEEL SINK
- B440E FLOOR DRAIN
- B440G REFRIGERATOR WITH ICE MAKER

AREA CALCULATIONS

BUILDING:	2242 SF.
FRONT PORCH:	140 SF.
REAR PORCH:	340 SF.
TOTAL:	2,722 SF.

GENERAL NOTES

1. ALL HARDWARE AND DOOR CLOSER TO BE HANDICAP ACCESSIBLE IN ACCORDANCE WITH NORTH CAROLINA STATE BUILDING ACCESSIBILITY CODE
2. PROVIDE ALUMINUM THRESHOLD AT ALL EXTERIOR DOORS WITH 1/2" MIN. RISE PER ADA REQUIREMENTS.
3. CONDENSING UNIT LOCATION
4. PROVIDE PANIC HARDWARE PER ADA REQUIREMENTS.
5. CERTIFIED TAGGED FIRE EXTINGUISHER LOCATION
6. 3'-0"x4'-0" CONCRETE STOOP, BROOM FINISH.
7. (3) SHELVES WITH SUPPORTS.
8. SLIP RESISTANT CERAMIC TILE FLOOR AND BASE.
9. 1/2" FLYWOOD. MOUNT FLUSH WITH TOP PLATE, PAINT WITH FIRE RETARDANT PAINT.
10. SEE M.E.P. DOCUMENTS FOR COMPLETE SPECIFICATIONS FOR TELEPHONE DATA CLOSET.
11. PROVIDE DEAD BOLT.

01-58-012
APPROVED
TOWN OF CARY
DEC: 8-22-02
PLUM: 6-13-02
BME: 6-12-02 TS

REVISIONS	BY
PERMIT SET	
03-26-02	

SLOCUM • PLATTS
ARCHITECTS DESIGN STUDIO, P.A.
RANDALL J. SLOCUM AR 13350 WILLIAM P. PLATTS AR 13262
300 SOUTH PARK AVE, SUITE 200
WINSTON-SALEM, FLORIDA 27157
TEL: (607)945-3819 FAX: (407)869-2771

RANDALL J. SLOCUM
NORTH CAROLINA

DIMENSION AND REFERENCE FLOOR PLANS
THE GROVES AT CARY PARK
LEASING CENTER
CARY
NORTH CAROLINA

DRAWN	RMG
CHECKED	WFP
DATE	3-26-02
SCALE	AS NOTED
JOB NO.	01-045
SHEET	

A3.1