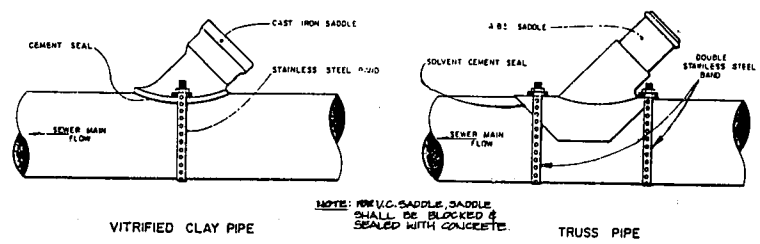
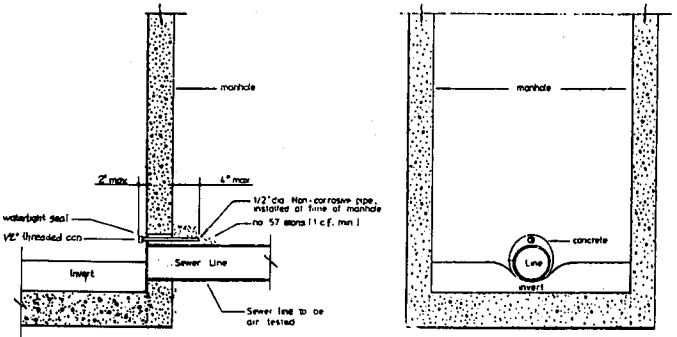


1 SANITARY SEWER TAP & SERVICE  
N.T.S.

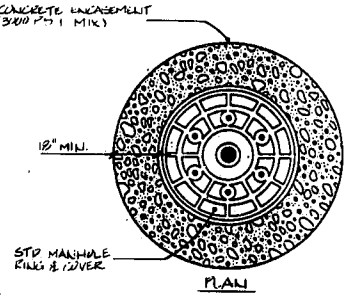
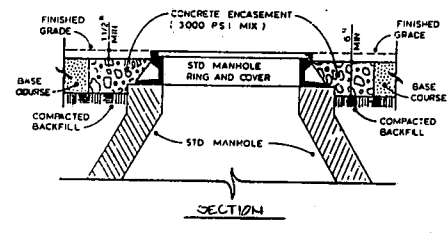


2 SANITARY SEWER LATERAL CONNECTIONS  
N.T.S.

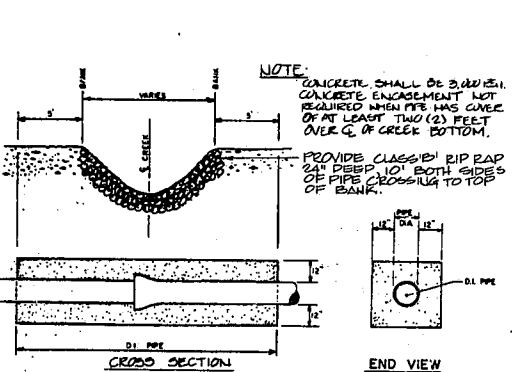


3 SANITARY SEWER EXFILTRATION TEST  
N.T.S.

BEDDING FOR FLEXIBLE & SEMIRIGID SANITARY SEWER PIPE  
11



4 MANHOLE RING & COVER ENCASUREMENT  
N.T.S.

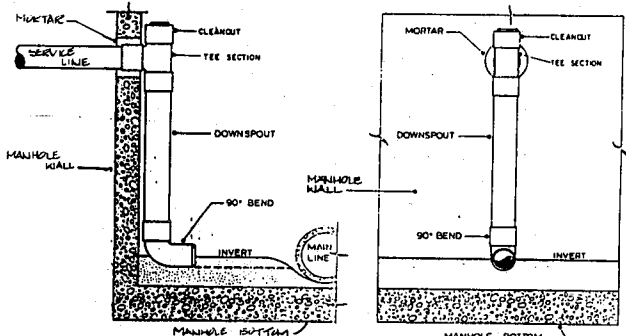


5 CONCRETE ENCASUREMENT FOR STREAM CROSSING  
N.T.S.

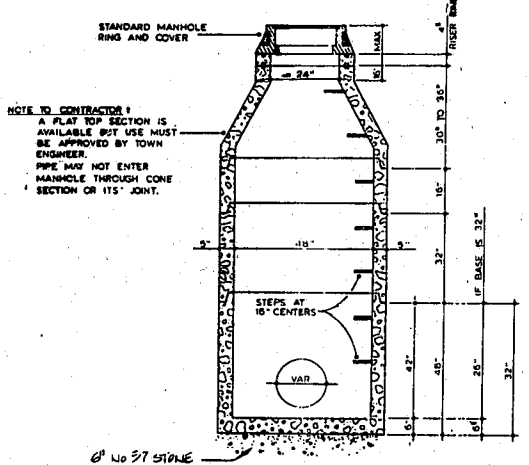
SPECIFICATION TIME (min-sec) REQUIRED FOR PRESSURE DROP FROM 3/2 TO 2 1/2 PSIG WHEN TESTING ONE PIPE DIAMETER ONLY

LENGTH OF LINE, FEET	PIPE DIAMETER, INCHES							
	4	6	8	10	12	15	18	24
25	0:01	0:10	0:18	0:28	0:40	1:02	1:29	2:01
50	0:01	0:20	0:35	0:55	1:19	2:04	2:58	4:03
75	0:13	0:30	0:53	1:25	1:59	3:06	4:37	7:55
100	0:18	0:40	1:10	1:50	2:38	4:08	5:56	10:34
125	0:22	0:50	1:28	2:18	3:18	5:09	7:26	9:55
150	0:26	0:59	1:46	2:49	3:58	6:11	8:50	11:20
175	0:31	1:09	2:03	3:15	4:37	7:05	10:31	15:07
200	0:35	1:19	2:21	3:40	5:17	8:10	12:44	18:38
225	0:40	1:29	2:38	4:06	5:40	9:16	13:56	21:10
250	0:44	1:39	2:56	4:29	6:14	10:31	15:35	24:12
275	0:48	1:49	3:14	4:45	6:45	11:54	17:31	27:13
300	0:53	1:59	3:31	5:17	7:24	13:27	19:31	30:14
350	1:02	2:19	3:47	5:40	8:16	11:54	16:12	21:10
400	1:10	2:38	4:17	6:03	9:27	13:36	18:31	24:12
450	1:19	2:50	4:45	6:48	10:38	15:19	20:50	27:13
500	1:28	3:04	5:14	7:34	11:49	17:01	23:09	30:14

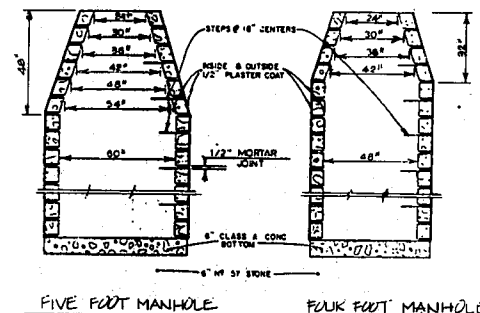
6 AIR TEST TABLE  
12



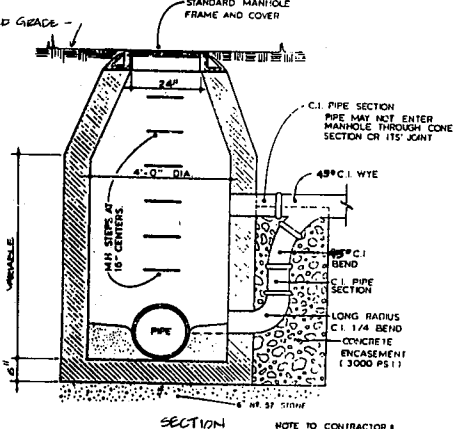
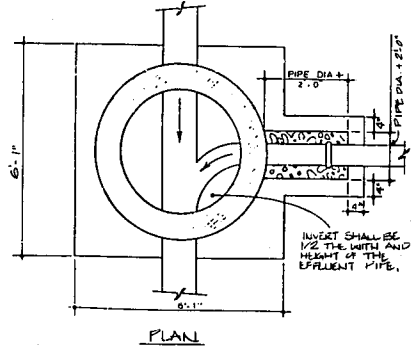
7 DROP MANHOLE FOR SEWER SERVICE  
N.T.S.



8 PRECAST MANHOLE SECTIONS FOR 4' MANHOLES  
N.T.S.



9 CONCRETE BLOCK FOR MANHOLES  
N.T.S.



11 DROP MANHOLE  
N.T.S.



12 TYPICAL BLOCKS AND JOINT  
N.T.S.

**Dewberry & Davis**  
Engineers Architects Planners Surveyors  
Tower Office Park 5922 Six Forks Road  
Raleigh, N.C. 27609  
Tel. 847-0418

TRACT R-10  
PARKWAY P.U.D. CARY, N.C.

STANDARD SEWERLINE  
DETAILS

Scale: NO SCALE  
Sheet: 13 of 14  
Date: SEPT, 1986  
File Number: B0014(5)