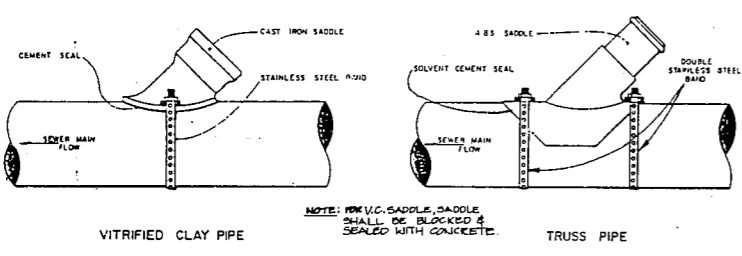
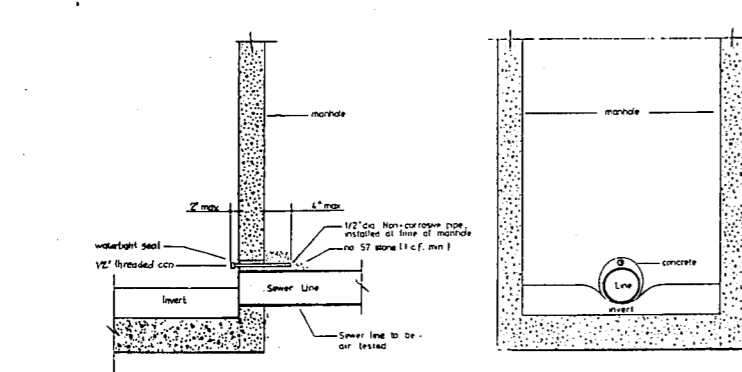


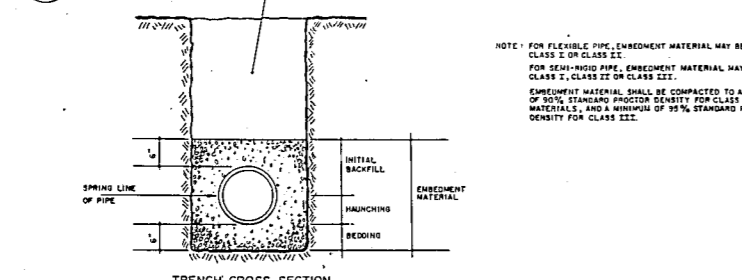
1 SANITARY SEWER TAP & SERVICE  
N.T.S.



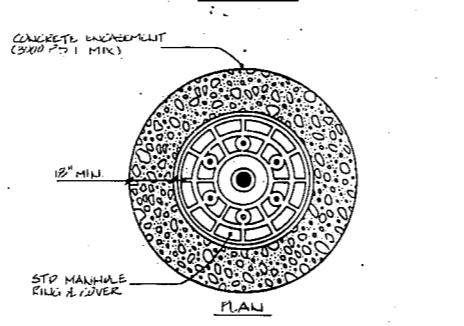
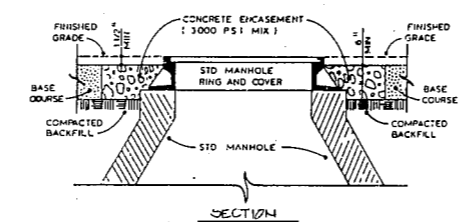
2 SANITARY SEWER LATERAL CONNECTIONS  
N.T.S.



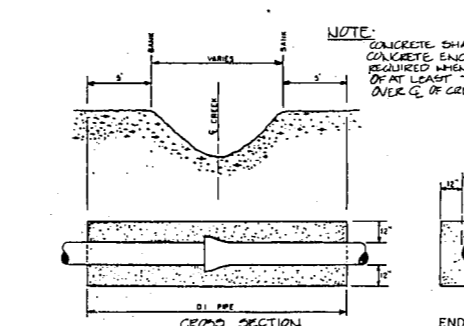
3 SANITARY SEWER EXFILTRATION TEST  
N.T.S.



BEDDING FOR FLEXIBLE & SEMIRIGID SANITARY SEWER PIPE



4 MANHOLE RING & COVER ENCASEMENT  
N.T.S.



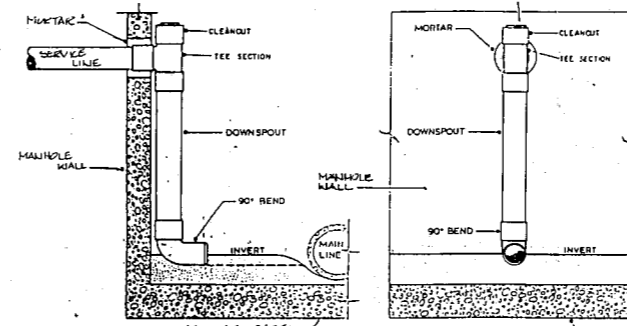
5 CONCRETE ENCASEMENT FOR STREAM CROSSING  
N.T.S.

NOTE: CONCRETE SHALL BE 3000 P.S.I. CONCRETE ENCASEMENT NOT REQUIRED WHEN PIPE HAS GASKETS AT LEAST TWO (2) FEET OVER THE CREEK BOTTOM.

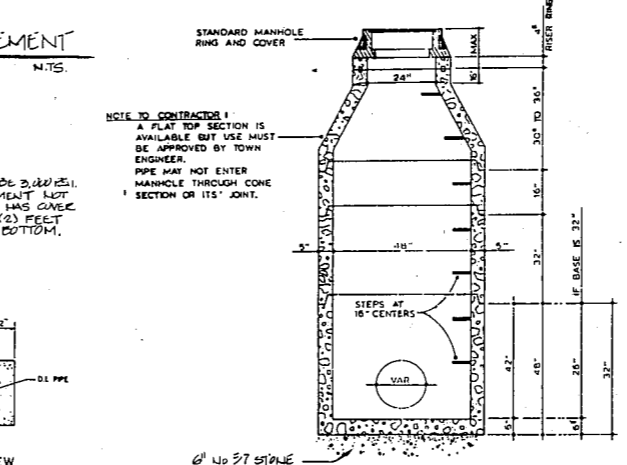
SPECIFICATION TIME (MIN. ± 4%) REQUIRED FOR PRESSURE DROP FROM 3/2 TO 1/2 PSIG WHEN TESTING ONE PIPE DIAMETER ONLY

LENGTH OF LINE, FEET	PIPE DIAMETER, INCHES							
	4	6	8	10	12	15	18	24
25	0.04	0.10	0.18	0.28	0.40	1.02	1.29	2.01
50	0.09	0.20	0.35	0.55	1.19	2.04	2.58	4.03
75	0.13	0.30	0.53	1.29	1.59	3.06	4.27	6.04
100	0.18	0.40	1.10	1.50	2.38	3.08	5.56	8.09
125	0.22	0.50	1.28	2.18	3.18	5.09	7.26	9.55
150	0.26	0.59	1.46	2.45	3.73	6.11	8.30	11.20
175	0.31	1.09	2.03	3.15	4.37	7.03		
200	0.35	1.19	2.21	3.40	5.17			12.06
225	0.40	1.29	2.38	4.06	5.40			13.36
250	0.44	1.39	2.56	4.85			8.31	11.33
275	0.48	1.49	3.14	4.45			9.21	12.44
300	0.53	1.59	3.73				10.12	13.52
350	1.02	2.19	3.47			8.16	11.54	16.12
400	1.10	2.38			6.03	9.27	13.36	18.31
450	1.19	2.50			6.48	10.38	15.19	20.50
500	1.28			6.14	7.34	11.49	17.01	23.09

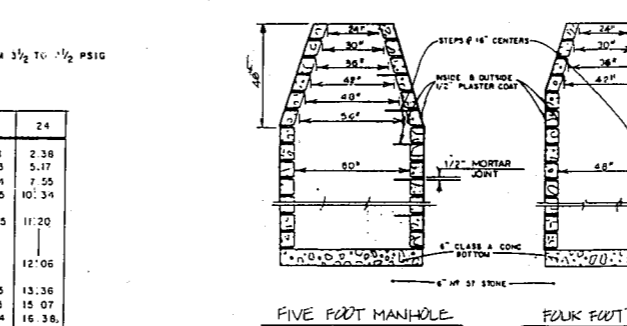
6 AIR TEST TABLE



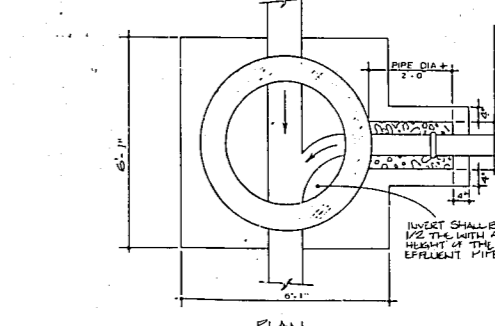
7 DROP MANHOLE FOR SEWER SERVICE  
N.T.S.



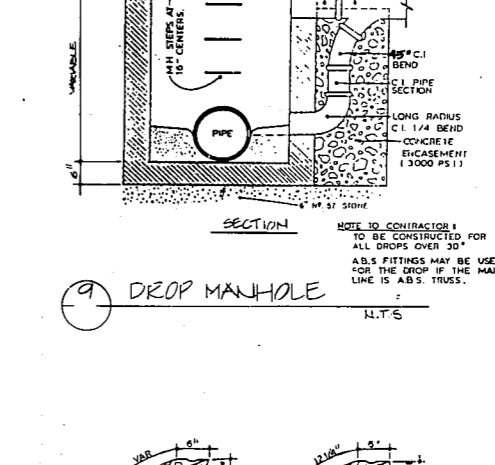
8 PRECAST MANHOLE SECTIONS FOR 4' MANHOLES  
N.T.S.



9 CONCRETE BLOCK FOR MANHOLES  
N.T.S.



9 DROP MANHOLE  
N.T.S.



10 CONCRETE BLOCK FOR MANHOLES  
N.T.S.

**Dewberry & Davis**  
Engineers Architects Planners Surveyors  
Twin Forks Office Park  
Raleigh, N.C. 27609  
Tel. 847-0018

TRACT R-10  
PARKWAY P.U.D. CARY, N.C.  
OWNERS  
RICHLAND PROPERTIES, INC.

STANDARD SEWERLINE  
DETAILS

Scale  
NO SCALE  
Sheet  
**13**  
of  
Date  
File Number