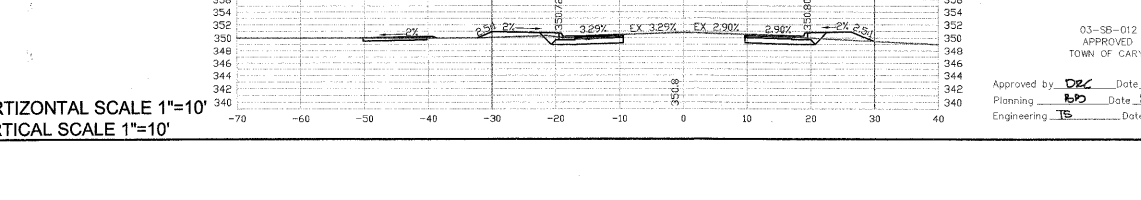
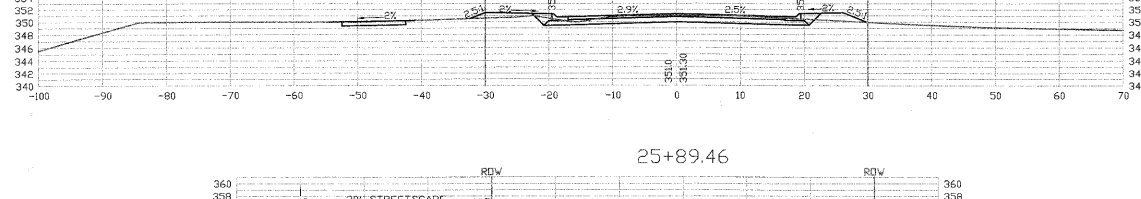
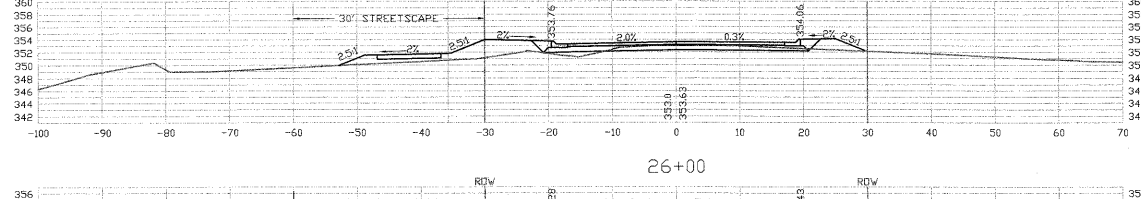
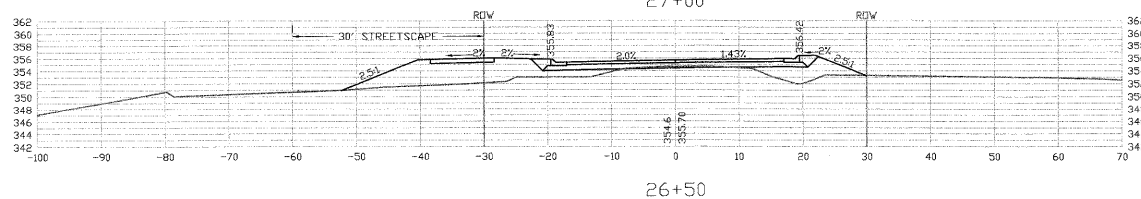
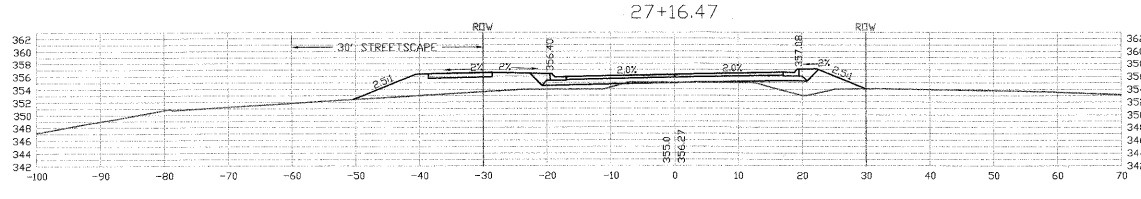
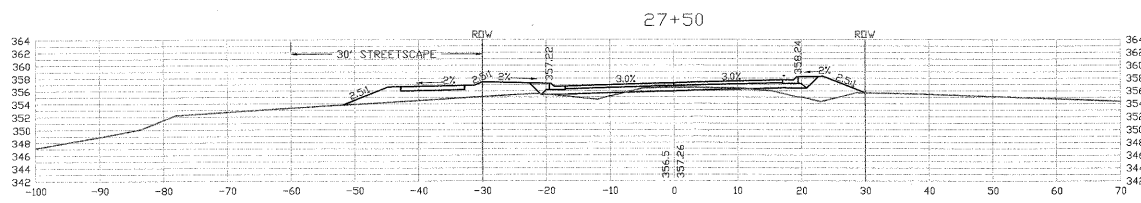
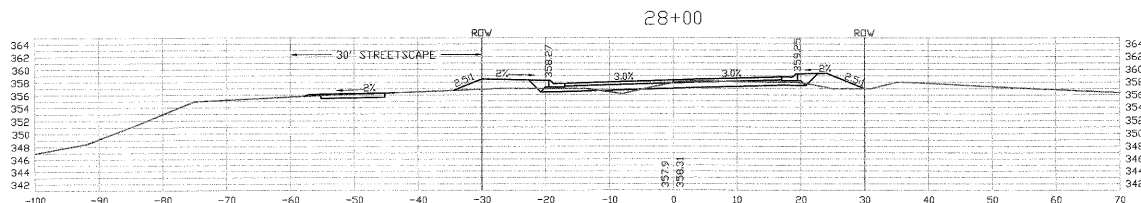



HORIZONTAL SCALE 1"=10'
VERTICAL SCALE 1"=10'



03-56-012
APPROVED
TOWN OF CARY

Approved by *DK* Date *8-2-04*
Planning *HP* Date *8-27-04*
Engineering *TS* Date *8-20-04*

CHAS. H. SELLS, INC.
Consulting Engineers - Surveyors - Photogrammetrists
15300 Weston Parkway
Suite 750
Cary, NC 27513
Tel: 919-678-0035
Fax: 919-678-0206
www.chasells.com



The Peninsula at Amberly
Yates Store Road - Cary, NC

REVISIONS	
1/5M	REVISED PER TOC COMMENTS
2/30M	REVISED PER TOC COMMENTS
4/5M	REVISED PER TOC COMMENTS

PROJECT #: 03423 DATE: 11/03/03
DRAWN BY: SLS CHECKED BY: JBE
TITLE:
NEW HOPE CHURCH
ROAD
CROSS SECTIONS

SHEET
C7.07

GS Carolina
11600 North Community College Road, Suite 200
Charlotte, NC 28217

© CHAS. H. SELLS, INC. ALL RIGHTS ARE RESERVED. ANY REPRODUCTION OR OTHER USE OF THIS DOCUMENT WITHOUT PRIOR PERMISSION FROM CHAS. H. SELLS, INC. IS EXPRESSLY FORBIDDEN.