

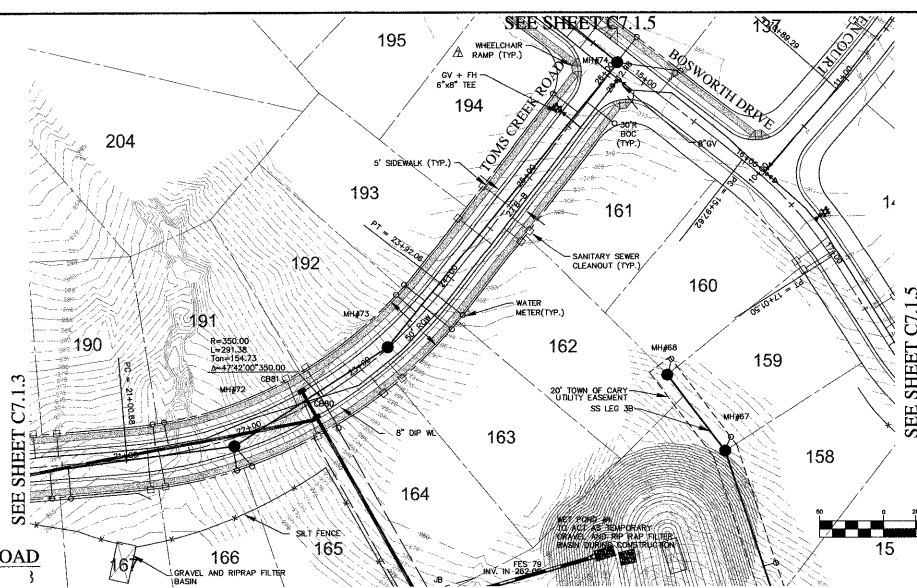
NOTES:

ALL FIRE HYDRANTS ARE TO BE LOCATED BETWEEN THE SIDEWALK AND CURB

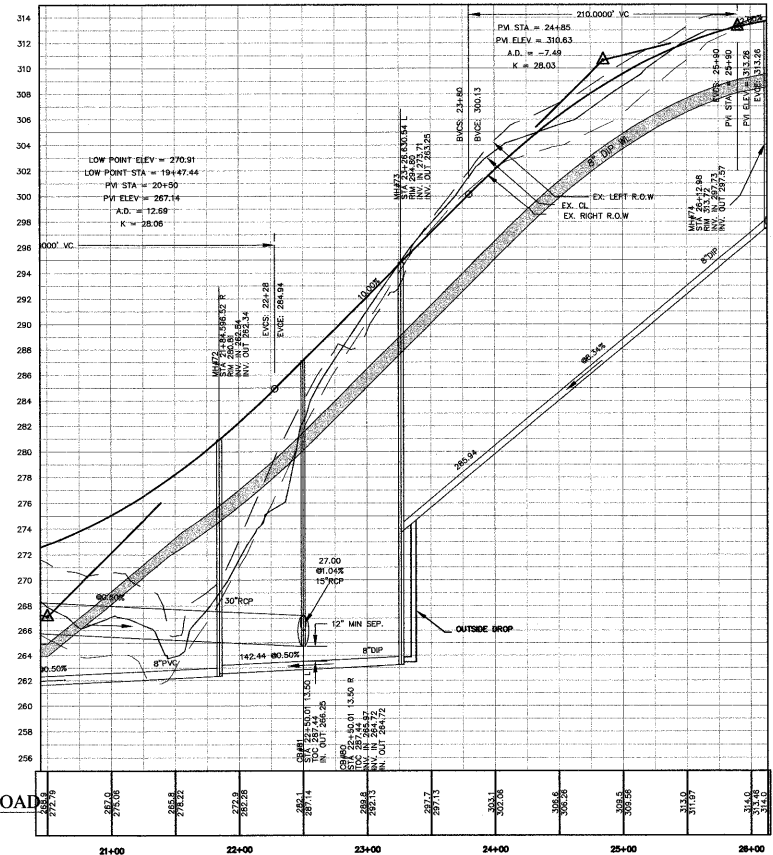
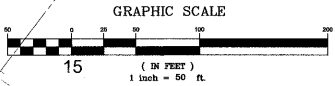
ALL AIR RELEASE VALVES TO CONFORM TO "STANDARD COMBINATION AIR RELEASE MANHOLE", CARY STANDARD 6.15, SHEET 2 OF 2.

TOMS CREEK ROAD
PLAN VIEW

SEE SHEET C7.1.3



SEE SHEET C7.1.5



TOMS CREEK ROAD
PROFILE

SCALE: (H) 1"=50'
(V) 1"=5'

03-SB-012
APPROVED
TOWN OF CARY

Approved by DJC Date 8-1-04
Planning hjs Date 8-17-04
Engineering IS Date 8-20-04

CHAS. H. SELLS, INC.
Consulting Engineers, Surveyors & Photogrammetrists

15300 Weston Parkway
Suite 106
Cary, NC 27513
Tel: 919-678-0035
Fax: 919-678-0206
www.chasells.com

RELEASED FOR
CONSTRUCTION

The Peninsula at Amberly
Yates Store Road - Cary, NC

CS Capitola
11600 North Community House Road, Suite 200
Charlotte, NC 28277

REVISIONS	
1/5/04	REVISED PER TOC COMMENTS
2/23/04	REVISED PER TOC COMMENTS
4/5/04	REVISED PER TOC COMMENTS
△	REVISED - 05/17/04
△	REVISED - 07/28/04

PROJECT #: 03423 DATE: 11/03/03
DRAWN BY: SLS CHECKED BY: JHE
TITLE:
ROAD PLAN &
PROFILES TOMS
CREEK ROAD
SHEET
C7.1.4

© CHASSELLS, INC. ALL RIGHTS ARE RESERVED. ANY FURTHER REPRODUCTION OR OTHER USE OF THIS DOCUMENT WITHOUT PRIOR PERMISSION FROM CHAS. H. SELLS, INC. IS EXPRESSLY PROHIBITED.