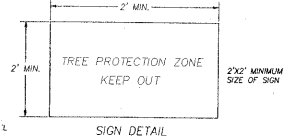



TREE PROTECTION FENCE




- NOTES:**
- WARNING SIGNS TO BE MADE OF DURABLE, WEATHERPROOF MATERIAL.
 - LETTERS ARE TO BE 3" HIGH MIN., CLEARLY LEGIBLE AND SPACED AS DETAILED.
 - SIGNS ARE TO BE PLACED NO GREATER THAN 200' ON CENTER.
 - PLACE SIGN AT EACH END OF LINEAR TREE PROTECTION AREA AND 200' ON CENTER THEREAFTER.
 - FOR TREE PROTECTION AREAS LESS THAN 200' IN PERIMETER, PROVIDE NO LESS THAN ONE SIGN PER PROTECTION AREA.
 - ATTACH SIGNS SECURELY TO FENCE POSTS AND FABRIC.
 - MAINTAIN TREE PROTECTION FENCE POSTS AND FABRIC.
 - ADDITIONAL SIGNS MAY BE REQUIRED BY THE TOWN OF CARY BASED ON ACTUAL FIELD CONDITIONS.



03-50-02
 APPROVED
 Town of Cary
 DRC 8-2-04
 JTB 8-27-04
 B2004

CHAS. H. SELLS, INC.
 Consulting Engineers, Surveyors & Professional Planners
 15300 Weston Parkway, Suite 106
 Cary, NC 27513
 Tel: 919-678-0035
 Fax: 919-678-0206
 www.chasells.com



The Peninsula at Amberly
 Yates Store Road - Cary, NC

REVISIONS

PROJECT #: 03-023 DATE: 01/16/04
 DRAWN BY: SLS CHECKED BY: JBE
 TITLE
TREE SURVEY
 SHEET
C.1.1.1

© CHASSELLS, INC. ALL RIGHTS ARE RESERVED. ANY POSSESSION, REPRODUCTION OR OTHER USE OF THIS DOCUMENT WITHOUT THE WRITTEN PERMISSION FROM CHAS. H. SELLS, INC. IS EXPRESSLY PROHIBITED.