

EROSION CONTROL NOTES:

- 1) DENUDE AREA = 7.1 ACRES
- 2) NO 100 YEAR FLOODPLAIN ON SITE PER FEMA PANEL MAP #37183C0480 E
- 3) PROJECT TRIBUTARY TO LAKE JORDAN WATERSHED
- 4) NO CONSTRUCTION VEHICLE TRAFFIC THROUGH PARK VILLAGE WILL BE PERMITTED.
- 5) DAVIS DR. SHALL BE KEPT CLEAN AT ALL TIMES OR A WASH STATION WILL BE INSTALLED.
- 6) ALL DISTURBED AREAS WILL BE SEEDED AND MULCHED WITHIN 30 DAYS OF ANY "REVIOUS LAND DISTURBANCE."
- 7) A NATIONAL POLLUTANT DISCHARGE ELIMINATION SYSTEM PERMIT (NPDES) WILL HAVE TO BE APPLIED FOR BY THE OWNERS OF THIS PROJECT.

CONSTRUCTION SPECIFICATIONS:

- 1) OBTAIN GRADING PERMIT
- 2) A PRECONSTRUCTION CONFERENCE MAY BE REQUIRED PRIOR TO ISSUANCE OF A GRADING PERMIT
- 3) INSTALL TREE PROTECTION FENCE, GRAVEL CONSTRUCTION ENTRANCE, SILT FENCE, AND CATCH BASIN RISER FILTER WITHOUT SILT FENCE
- 4) ALL EXISTING CATCH BASIN/YARD INLET PROTECTION SHALL BE REPAIRED OR UPDATED TO ENSURE PERFORMANCE (1" O.C. DETAIL #14)
- 5) CALL TOWN OF CARY EROSION CONTROL OFFICER AT 452-2347 FOR ON SITE INSPECTION AND RECEIVE CERTIFICATE OF COMPLIANCE. PRIOR TO BEGINNING GRADING WORK CONTRACTOR SHALL REPLACE OR REPAIR EXISTING ON SITE EROSION CONTROL DEVICES TO INCLUDE ANY TREE PROTECTION FENCE.
- 6) BEGIN GRADING OPERATIONS. WHEN GRADES ARE BROUGHT TO FINISH ELEVATIONS, SEED AND MULCH THOSE AREAS OUTSIDE OF PARKING OR BUILDING AREAS WITHIN 30 DAYS.
- 7) INSTALL CATCH BASIN/YARD INLET PROTECTION AFTER STORM DRAINAGE SYSTEM HAS BEEN INSTALLED.
- 8) INSPECT EROSION AND SEDIMENTATION CONTROL MEASURES WEEKLY AFTER SIGNIFICANT RAINFALL EVENTS, MAINTAIN AND REPAIR MEASURES AS NECESSARY. REMOVE ACCUMULATED SEDIMENT FROM SEDIMENT BASIN WHEN HALF FULL.
- 9) MAINTAIN SOIL EROSION CONTROL DEVICES UNTIL PERMANENT GROUND COVER IS ESTABLISHED.
- 10) REQUEST FINAL APPROVAL BY TOWN OF CARY EROSION CONTROL OFFICER ONCE SITE HAS STABILIZED.
- 11) REMOVE ALL REMAINING EROSION CONTROL DEVICES AFTER RECEIPT OF FINAL APPROVAL. INSTALL PERMANENT MEASURES INCLUDING RIP-RAP OUTLET PROTECTION, RIP-RAP CHANNEL LINING, AND SEED AND MULCH REMAINING DENUDE AREAS.

SEEDING SPECIFICATIONS:

I. SEEDBED PREPARATION:

- A) CHISEL COMPACTED AREAS AND SPREAD TOPSOIL 3 INCHES DEEP OVER ADVERSE SOIL CONDITIONS, IF THEY OCCUR. AFTER ALL ROUGH GRADING IS COMPLETED, TILL SOIL AREAS TO BE SEEDED AND PLANTED TO A DEPTH OF 6 INCHES.
- B) REMOVE ALL LOOSE ROCKS, ROOTS, DIRT CLODS, AND OTHER OBSTRUCTIONS LEAVING THE GROUND SURFACE REASONABLY SMOOTH AND UNIFORM.
- C) INCORPORATE AGRICULTURAL LIME, FERTILIZER, AND SUPERPHOSPHATE INTO SOIL OF DISTRIBUTED AREAS TO BE VEGETATED. DISK NUTRIENTS INTO SOIL UNTIL A WELL PULVERIZED, UNIFORM SEEDBED IS PREPARED.
- D) SEED ON A FRESHLY PREPARED SEEDBED AND COVER LIGHTLY WITH SEEDING EQUIPMENT OR CULTIPACK AFTER SEEDING.
- E) MULCH IMMEDIATELY AFTER SEEDING AND ANCHOR MULCH WITH LIQUID ASPHALT AT 400 GALLONS/ACRE OR EMULSIFIED ASPHALT AT 300 GALLONS/ACRE.
- F) INSPECT ALL SEEDED AREAS WITH SMALL GRAIN STRAW AT 90 LBS/1000 SQUARE FEET AND SPREAD UNIFORMLY, APPROXIMATELY 1/2" OF GROUND SURFACE SHOULD BE VISIBLE TO AVOID BLOCKING SUNLIGHT TO SEEDINGS. ON AREAS WHERE THE GROUND SURFACE EQUALS OR EXCEEDS 3% (S), AND IN THE INVERTS OF ALL DRAINAGE SWALES, TACK AND MULCH WITH ASPHALT EMULSION AT A RATE OF 150 GALLONS EMULSION PER TON OF STRAW.
- G) MULCH AROUND SHRUBBERY AND TREES WITH SHREDDED HARDWOOD BARK (OR EQUAL) TO A DEPTH OF 3 INCHES.

II. SEEDING:

APPLY NUTRIENTS AS FOLLOWS:

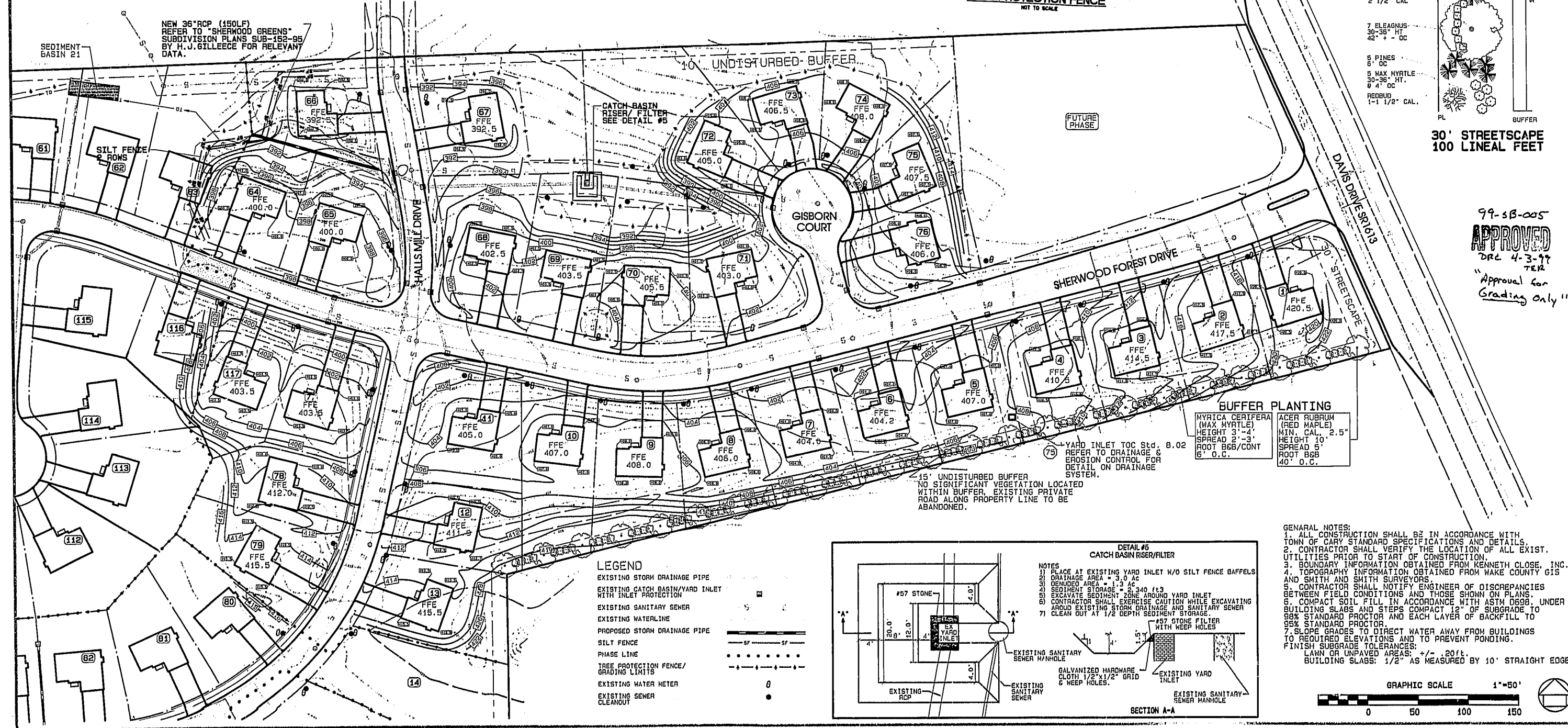
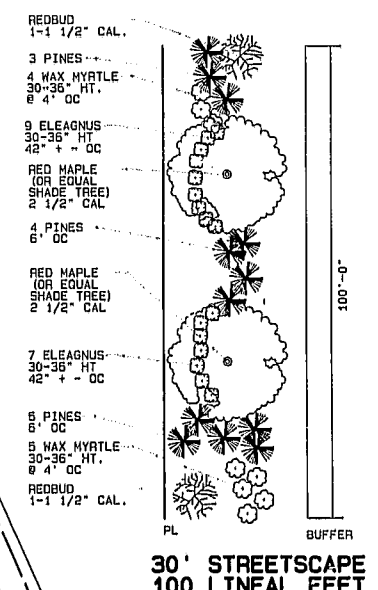
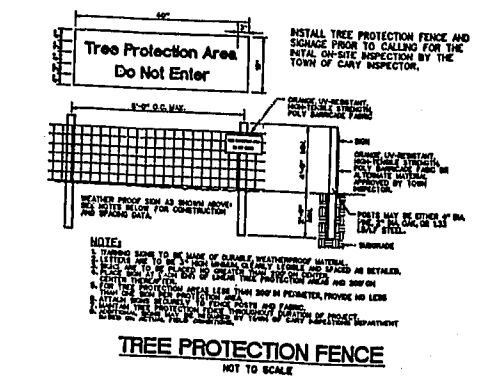
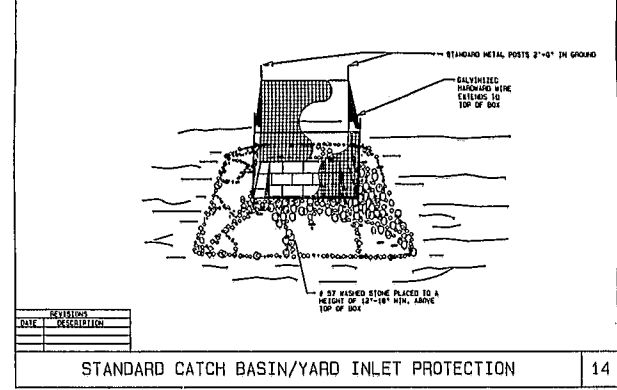
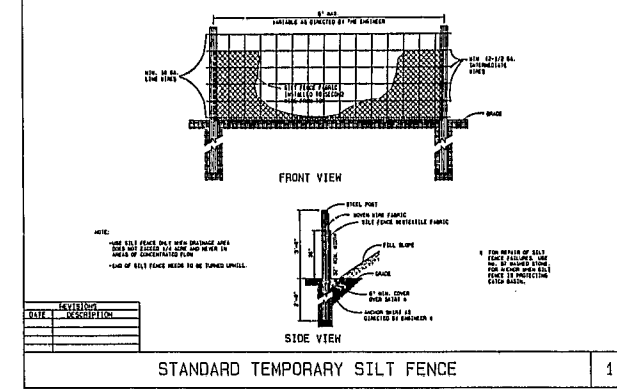
AGRICULTURAL LIMESTONE 3 TONS / ACRE
 FERTILIZER 5-10-10 AT 1,000 1,500 LBS/ACRE
 SUPERPHOSPHATE 750 LBS/ACRE AT 20X ANALYSIS SUPERPHOSPHATE
 ANCHOR TACK WITH LIQUID ASPHALT AT 400 GALL./ACRE OR EMULSIFIED ASPHALT AT 300 GALL./ACRE.

PERMANENT SEEDING:

3.0 LBS CONFEDERATE/1000 SQUARE FEET DURING FEBRUARY 15 THROUGH MAY 15 OR AUGUST 15 THROUGH NOVEMBER 15.
 -OR-
 3.0 LBS CONFEDERATE AND 2.0 LBS ANNUAL RYE GRASS/1000 SQUARE FEET DURING NOVEMBER 15 THROUGH FEBRUARY 15.

TEMPORARY SEEDING:

1.0 LB ANNUAL RYE GRASS/1000 SQUARE FEET DURING AUGUST 25 THROUGH APRIL.
 -OR-
 1.0 LB TOP MILLET/1000 SQUARE FEET DURING MAY THROUGH AUGUST 15.
 WHERE KEEPING LOVE GRASS IS SPECIFIED, SEED 300 LBS/ACRE DURING MAY 1 THROUGH JULY 1.




99-38-005
APPROVED
 DRL 4-3-99
 TER
 "Approval for Grading Only"



Cross Engineering, PLLC
 1003 High House Road
 Suite 204
 Cary, NC 27513
 Ph(919)467-9997
 Fx(919)467-4297
 carync@crossengineering.com

Sherwood Greens

LOT GRADING PLAN PHASE 1



REVISIONS:

DRAWN BY: TCS
DESIGNED BY: TCS
CHECKED BY: CRM
JOB #: 990001
SCALE: 1" = 60'
DATE: Apr 30, 1999
SHEET: 1

C:\Projects\99-38-005\990001.dwg PLOT 1/4/99 11:28:51