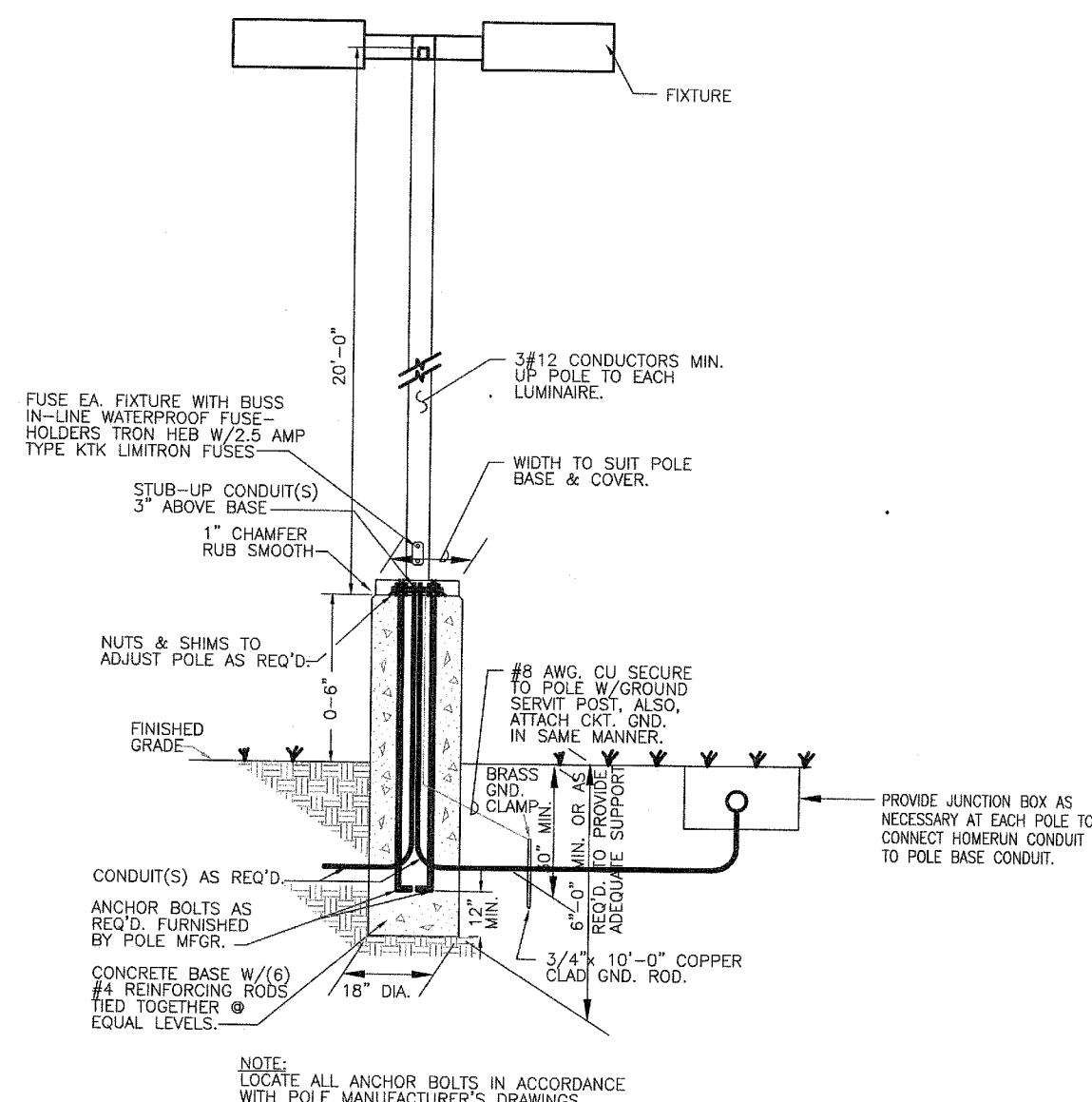
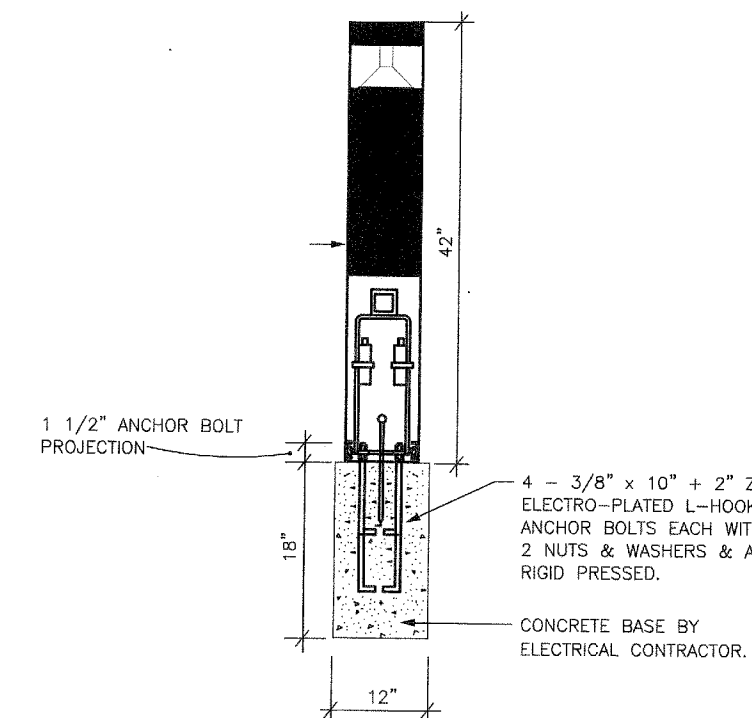


1 LIGHT FIXTURE S1 AND S3 MOUNTING DETAIL  
ES-2 NO SCALE



2 LIGHT FIXTURE S2 MOUNTING DETAIL  
ES-2 NO SCALE



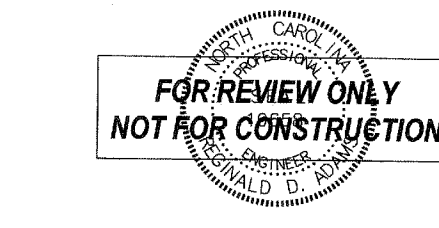
3 BOLLARD S3 MOUNTING DETAIL  
ES-2 NO SCALE

PHOTOMETRIC SUMMARY					
AVE (FC)	MAX (FC)	MIN (FC)	MAX/MIN (FC)	AVE/MIN (FC)	NOTES
2.69	7.85	0.74	10.6	3.66	VEHICULAR AREAS ONLY.

LIGHTING FIXTURE SCHEDULE								
TYPE	DESCRIPTION	MANUF. NAME	MANUF. CAT. NUMBERS	LAMPS	NO. OF BALLASTS	INPUT WATTS	VOLT.	REMARKS
S1	POLE MOUNTED SHOEBOX FULL CUT-OFF. ONE FIXTURE HEAD ON 20'-0" POLE.	KIM	SAR2-175MH-ED17-277	1-175WMH	1	208	277	TYPE II DISTRIBUTION PATTERN
S2	POLE MOUNTED SHOEBOX FULL CUT-OFF. TWO FIXTURE HEADS ON 20'-0" POLE.	KIM	SAR2-175MH-ED17-277	1-175WMH	2	416	277	TYPE II DISTRIBUTION PATTERN
S3	POLE MOUNTED SHOEBOX FULL CUT-OFF. ONE FIXTURE HEAD ON 16'-0" POLE.	KIM	SAR2-175MH-ED17-277	1-175WMH	1	208	277	TYPE II DISTRIBUTION PATTERN
S4	FULL CUT-OFF BOLLARD WITH HOUSE SIDE SHIELD, MOUNTED AT 48" AFG.	SELUX	COR-4-H070-BK-277-HS	1-70WMH	1	88	277	
S5	9" LONG STEP LIGHTS MOUNTED IN BENCH WALL AT 18" AFG.	SISTEMALUX	S.6077-277	1-22WMH	1	30	277	
S6	RECESSED STEP LIGHT MOUNTED AT EXTERIOR BUILDING DOORS AT 18" AFG.	CHLORIDE	P-1-C-BK	10W LED	N/A	10	120	
S7	IN-GRADE ARCHITECTURAL WALL WASH FIXTURE USED AS ACCENT LIGHTING FOR FEATURE WALLS AND AREA LANDSCAPE TREES.	KIM	LTV767-WW-50PMH	1-50WMH	1	62	277	
S8	HID DIE-CAST ALUMINUM ACCENT LIGHT DIRECT MOUNTED WITH BLACK GLARE SHIELD ON BRICK WALL AT 18" ABOVE FINISHED GRADE.	KIM	8750-D-SP-70MH277-BL-AGS74BL-J-27N	1-70WMH	1	88	277	

4 FIXTURE SCHEDULE AND PHOTOMETRIC SUMMARY  
ES-2 NO SCALE

Sigma Engineered Solutions, PC  
2100 GATEWAY CENTRE BLVD  
SUITE 100  
MORRISVILLE, NC 27560  
Ph: 919.840.9300  
Fx: 919.840.9600  
www.sigmaes.com  
Sigma Project #: 10018



HEADQUARTERS  
**TRIANGLE BRICK OFFICE**  
CARY, NORTH CAROLINA

client  
**TRIANGLE BRICK COMPANY**  
TRIANGLE BRICK COMPANY  
6523 NC HWY 55  
DURHAM, NC 27713  
(TEL) 919.544.1796  
(FAX) 919.544.3904

civil engineer  
**JACOBS**  
NC LICENSE # F-0267  
110 CORNING ROAD  
SUITE 2000, CARY, NC 27519  
PHONE: 919.659.5000, FAX: 919.659.5151  
CONTACT: THOMAS.WAINWRIGHT@JACOBS.COM

architect  
**PBGL**  
353 FAYETTEVILLE ST. SUITE 1000  
RALEIGH, NC 27601 919.336.9761

landscape architect  
**CCD**  
Carter Crawford DESIGN P.A.  
Landscape Architecture Urban Design  
1001 1/2 W. PEACE ST.  
RALEIGH, NC 27605 919.819.1400

submittal  
TOWN OF CARY  
SITE PLAN SUBMITTAL  
10-SP-014

FOR REVIEW ONLY. NOT FOR CONSTRUCTION.

VERIFY SCALE  
0 1  
BAR IS ONE INCH ON ORIGINAL DRAWING. IF NOT 1 INCH ON THIS SHEET, ADJUST SCALE

ISSUE	
11/04/10	TOC - MYLARS

MARK DATE DESCRIPTION

PROJECT NO: E7X76708  
CAD FILE:  
DRAWN BY: SDR  
CHECKED BY: RDA QC BY: RDA  
SCALE: NONE  
DATE: November 4, 2010

sheet title  
ELECTRICAL  
SITE LIGHTING DETAILS  
& SCHEDULES

sheet number  
**ES-2**