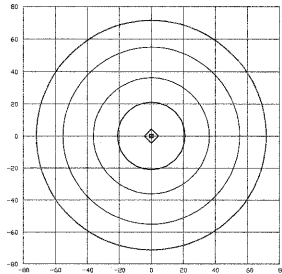


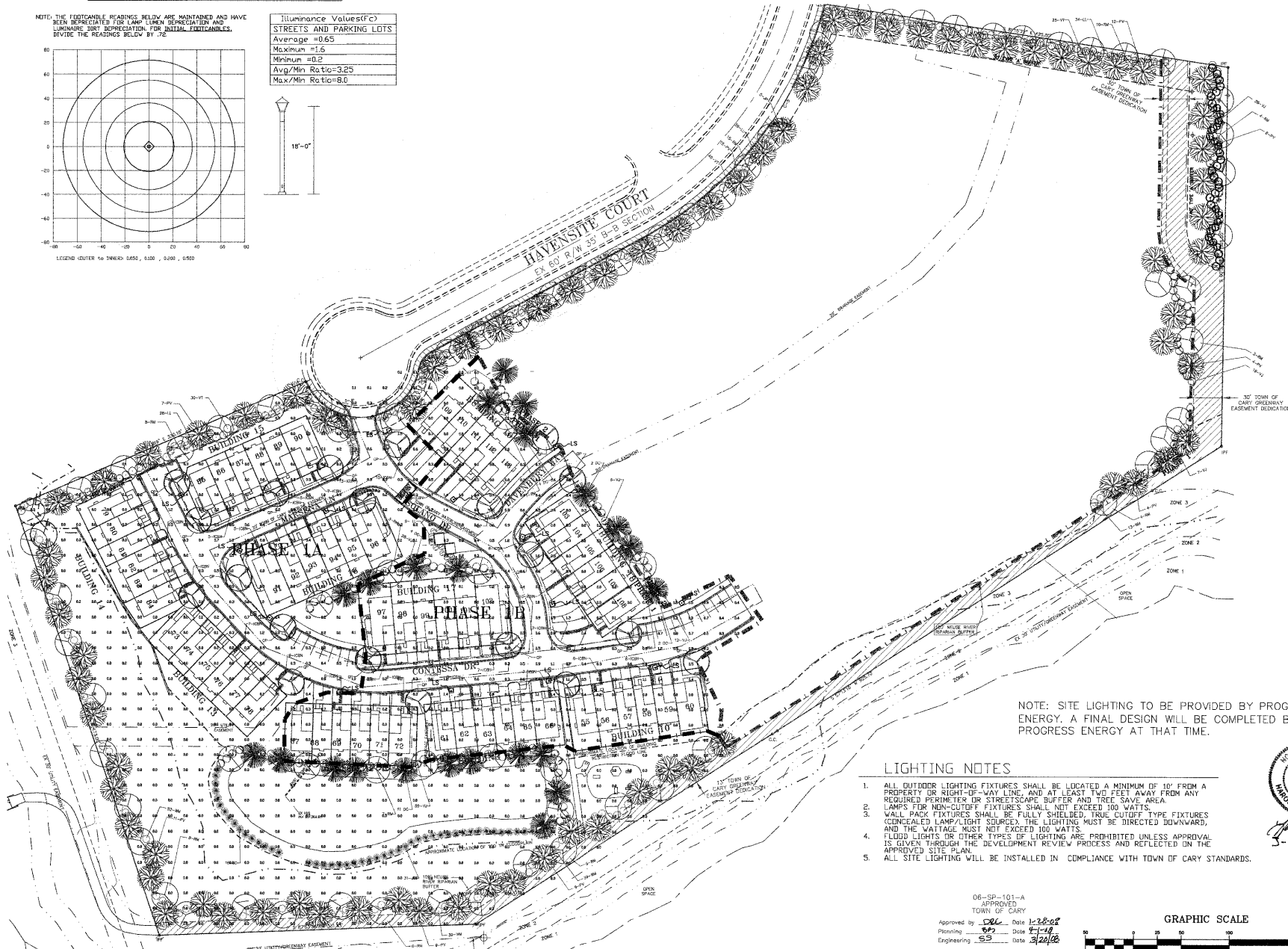

Luminaire Schedule					
Symbol	Qty	Label	Arrangement	Lumens	LLF
(1)	36	LS	SINGLE	22000	1.000

NOTE: THE FOOTCANDLE READINGS BELOW ARE MAINTAINED AND HAVE BEEN DEPRECIATED FOR LAMP LUMEN DEPRECIATION AND LUMINAIRE DIRT DEPRECIATION FOR INITIAL FIXTURES. DIVIDE THE READINGS BELOW BY .72.



LEGEND: OUTER TO INNER: 0.500, 1.000, 2.000, 4.000, 8.000, 16.000, 32.000, 64.000

Illuminance Values(Fc)	
STREETS AND PARKING LOTS	
Average	=0.65
Maximum	=1.6
Minimum	=0.2
Avg/Min Ratio	=3.25
Max/Min Ratio	=8.0



NOTE: SITE LIGHTING TO BE PROVIDED BY PROGRESS ENERGY. A FINAL DESIGN WILL BE COMPLETED BY PROGRESS ENERGY AT THAT TIME.


LIGHTING NOTES

1. ALL OUTDOOR LIGHTING FIXTURES SHALL BE LOCATED A MINIMUM OF 10' FROM A PROPERTY OR RIGHT-OF-WAY LINE AND AT LEAST TWO FEET AWAY FROM ANY REQUIRED PERIMETER OR STREETSCAPE BUFFER AND TREE SAVAGE AREA.
2. LAMPS FOR NON-CUTOFF FIXTURES SHALL NOT EXCEED 100 WATTS.
3. WALL PACK FIXTURES SHALL BE FULLY SHIELDED. TRUE CUTOFF TYPE FIXTURES (CONCEALED LAMP/LIGHT SOURCE) THE LIGHTING MUST BE DIRECTED DOWNWARD, AND THE WATTAGE MUST NOT EXCEED 100 WATTS.
4. FLUO LIGHTS OR OTHER TYPES OF LIGHTING ARE PROHIBITED UNLESS APPROVAL IS GIVEN THROUGH THE DEVELOPMENT REVIEW PROCESS AND REFLECTED ON THE APPROVED SITE PLAN.
5. ALL SITE LIGHTING WILL BE INSTALLED IN COMPLIANCE WITH TOWN OF CARY STANDARDS.



Handwritten signature and date:
3-17-08

06-SP-101-A
APPROVED
TOWN OF CARY
Approved by: *[Signature]* Date: 1-28-08
Planning: *[Signature]* Date: 1-14-08
Engineering: *[Signature]* Date: 3/20/08



GRAPHIC SCALE

