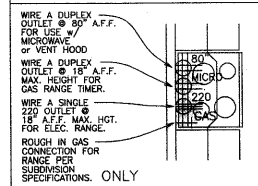


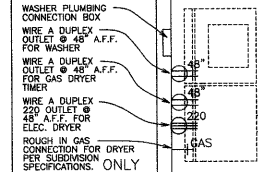
MECH./ELEC. LEGEND

SYMBOL	DESCRIPTION
⊖	DUPLEX OUTLET
⊙	SINGLE CEILING MOUNTED OUTLET
⊖	HALF SWITCHED DUPLEX OUTLET
⊖	DUPLEX OUTLET AT 48" A.F.F.
⊖	GROUND FAULT DUPLEX OUTLET
⊖	G.F.I DUPLEX OUTLET AT 48" A.F.F.
⊖	WATER PROOF DUPLEX OUTLET
⊖	220 VOLT OUTLET
⊙	CEILING FIXTURE
⊙	WALL HUNG FIXTURE
⊙	RECESSED CAN FIXTURE
⊙	RECESSED EYEBALL FIXTURE
⊙	VENT FAN
⊙	CEILING MOUNT SMOKE DETECTOR
⊙	WALL MOUNT SMOKE DETECTOR
⊙	DOORBELL CHIMES
—GAS	GAS STUB
—ICE	ICEMAKER TAP
—H2O	HOSE BIBB
—LV	LOW VOLTAGE SWITCH 12V
⊖	CABLE T.V. OUTLET
⊖	TELEPHONE JACK
⊖	FLOOD LIGHTS
⊖	CEILING MOUNT BULLET LIGHTS
⊖	CEILING FAN
⊖	CEILING FAN PREWIRE
⊖	FLUORESCENT FIXTURE
⊖	SINGLE POLE SWITCH 48" A.F.F.
⊖	THREE POLE SWITCH 48" A.F.F.
⊖	FOUR POLE SWITCH 48" A.F.F.
⊖	THERMOSTAT 54" A.F.F.
F.B.	FLOOR BREAK
A.F.F.	ABOVE FINISHED FLOOR TO TOP OF BOX
⊖	TRACK LIGHTING



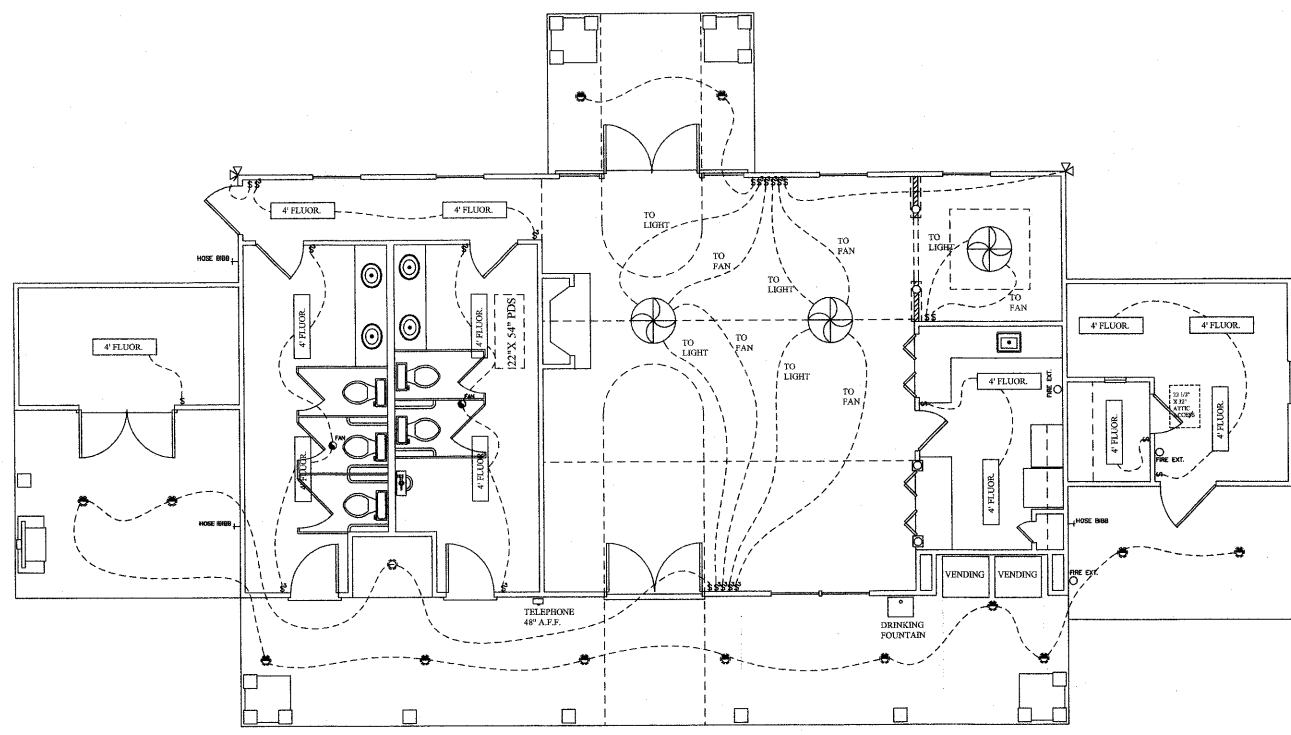
ROUGH IN GAS CONNECTION FOR RANGE PER SUBDIVISION SPECIFICATIONS. ONLY

1 M/E CONNECTIONS
6 RANGE



ROUGH IN GAS CONNECTION FOR DRYER PER SUBDIVISION SPECIFICATIONS. ONLY

2 M/E CONNECTIONS
6 WASHER / DRYER



NOTE: NOT ALL OUTLETS SHOWN; WIRE PER CODE

ENGINEER:

DRAWN BY:

CHECKED: DATE

REVISIONS:		
NUMBER	DATE	INITIALS

PROJECT NO:
ISSUED:
ISSUED DATE:
FILE:

PROPERTY OF D. HORTON
NOT TO BE REPRODUCED

DRAWING NUMBER

E-5

DS-59-FSR
APPROVED
THANK YOU
TSR 2-20-06
BPD 2-18-06
TS 3-15-06