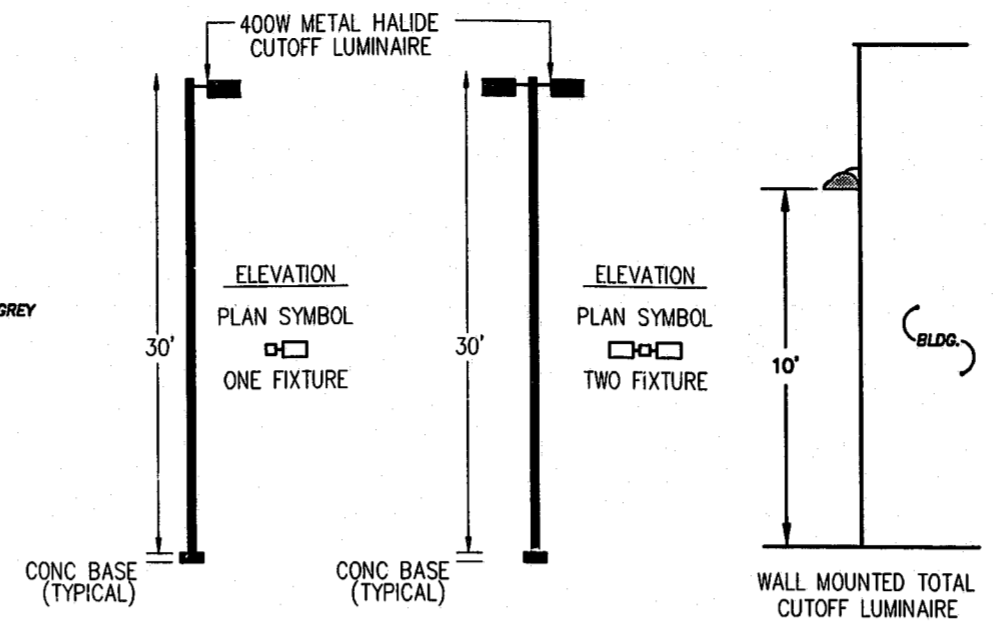


ITEM NO.	DESCRIPTION	QUANTITY	UNIT	PRICE	TOTAL
1	CONCRETE BASE	1	EA	1.00	1.00
2	400W METAL HALIDE CUTOFF LUMINAIRE	1	EA	150.00	150.00
3	WALL MOUNTED TOTAL CUTOFF LUMINAIRE	1	EA	150.00	150.00
4	RECESSED CANOPY DECK LIGHT	1	EA	150.00	150.00

LIGHT POST COLOR-DARK GREY


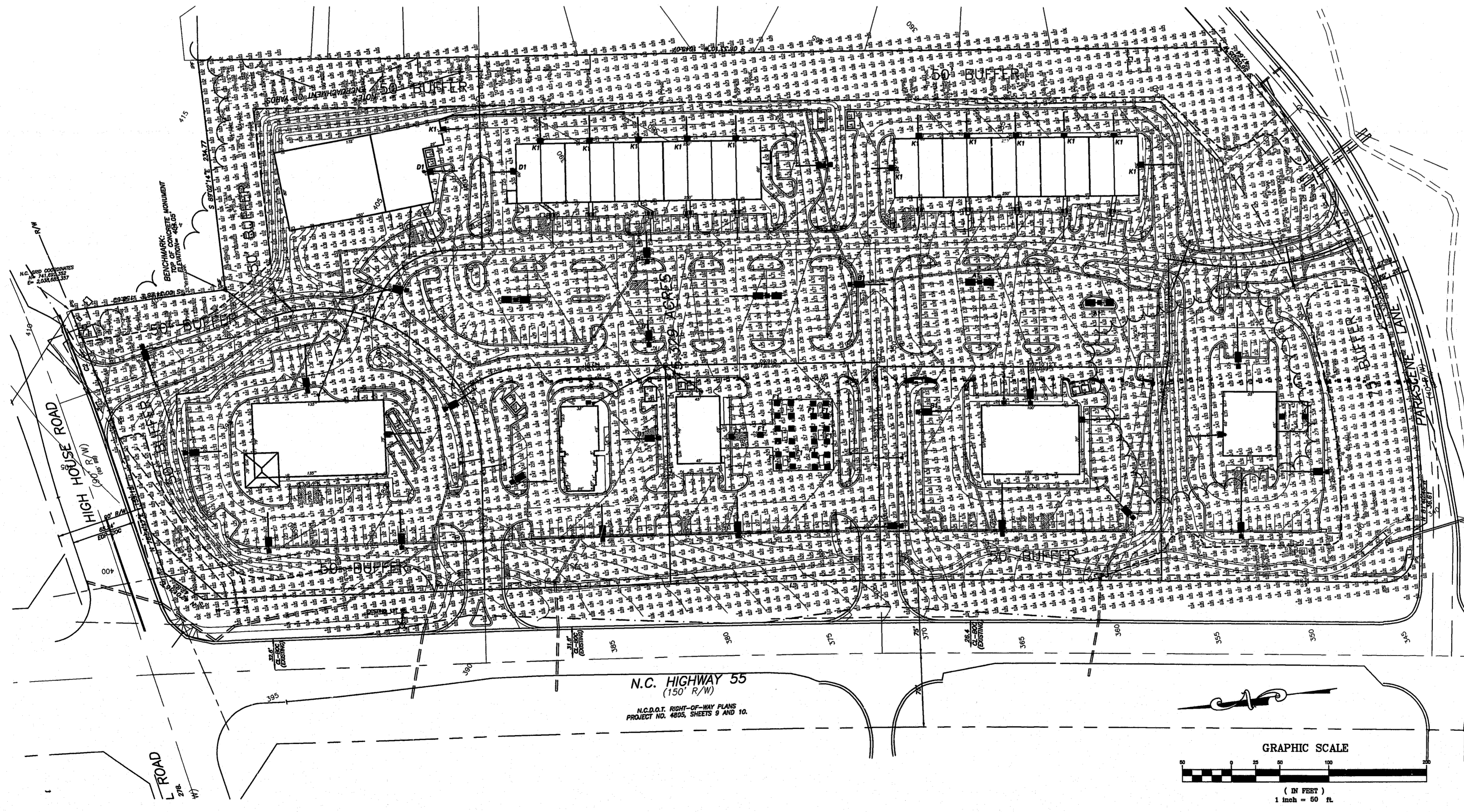


WALL MOUNTED TOTAL CUTOFF LUMINAIRE
100 & 250 WATT METAL HALIDE,
MOUNTING HEIGHT IS APPROXIMATELY
10' ABOVE GRADE.
KIM WALL DIRECTOR W18 TYPE III
OR APPROVED EQUAL.
(COLOR: BLACK)

RECESSED CANOPY DECK LIGHT
250 WATT METAL HALIDE
(RECESS MOUNTED TO UNDER SIDE
OF CANOPY AT APPROXIMATELY 14'-0"
ABOVE GRADE WITH FLAT LENS FLUSH
WITH CANOPY)

NOTE: ALL EXTERIOR SITE LIGHTING WILL BE DESIGNED TO
PREVENT OFF-SITE GLARE.

LIGHTING LEGEND



WITHERS & RAVENEL
Engineering & Surveying, Inc.

111 MacKenan Drive
Cary, N.C. 27511
PHONE : 919-469-3340
FAX : 919-467-6008

SEALS

PRELIMINARY
NOT APPROVED FOR CONSTRUCTION

DRAWING TITLE
LIGHTING PLAN

PROJECT TITLE
WEST PARK PLACE

NUMBER	DESCRIPTION	DATE
1	TOC 2ND REV	12/14/98
2	PER TOC 2ND REVIEW	12/14/98
3	PER TOC 3RD REVIEW	1/8/99

DRAWN BY: DOU/ATB
CHECKED BY: LGS
DATE ISSUED: 8/1/1997
SCALE: 1"=50'
JOB NO.: 96184

SHEET NO. **4**

OF

