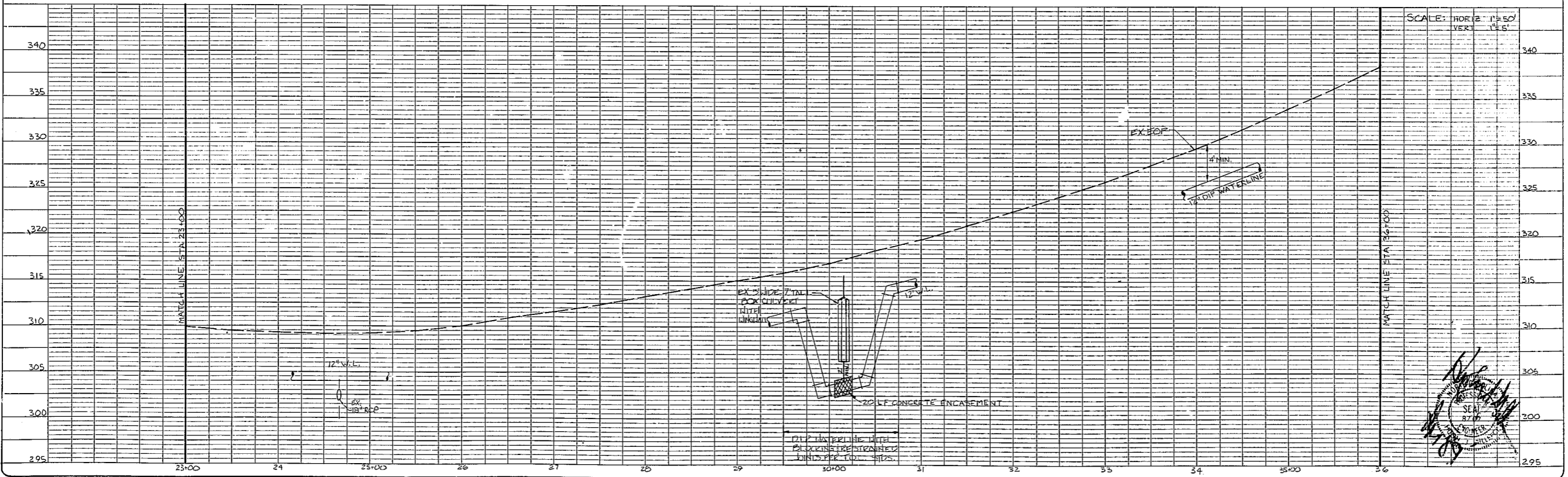




NOT FOR CONSTRUCTION

NOTE:  
IT IS THE CONTRACTOR'S RESPONSIBILITY  
TO VERIFY THE LOCATIONS OF ALL EXISTING  
UTILITIES.

NOTE:  
ALL WORK IS TO BE IN CONFORMANCE WITH  
TOWN OF CARY STANDARDS AND SPECIFICATIONS.



SCALE: HOR 2" = 50'  
VER 1" = 5'



**NC 55 WIDENING**

**HUGH J. GILLEECE & ASSOC.**  
104 FOUNTAINBROOK CIRCLE SUITE C CARY N.C. 27511 (919) 469-1101

REVISIONS  
7-9-07 CHUTE GATE 1/2 LVL

DESIGNER	DATE
DRAWN BY	SCALE
CHECKED BY	AS NOTED
	SHEET NO. 1460.10

SHEET  
**3**  
OF