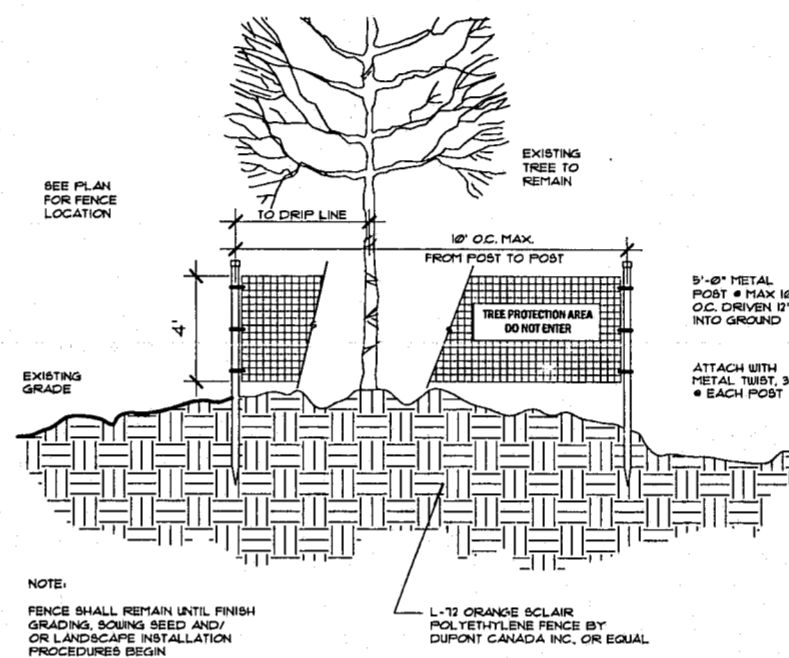


KEY	PLANT LIST		QUANTITY	CALIPER	HEIGHT	SPREAD	ROOT	REMARKS
	SCIENTIFIC NAME	COMMON NAME						
	LARGE TREES							
AR	Acer rubrum 'Red Sunset'	Red Sunset Maple	10	2"	10'			
AS	Acer rubrum 'Armstrong'	Armstrong Upright Maple	17	2"	10'			
CC	Cercis canadensis	Oklahoma Redbud	8	2"	8'			
CCL	x Cupressocyparis leylandii	Leyland Cypress	3		6'			
ICA	Ilex cornuta 'carriac'	Carriac Holly	12		15"	15"		
ICB	Ilex cornuta 'burfordii'	Burford Holly	209		24"	18"		#3 cont.
ICC	Ilex crenata 'compacta'	Compact Japanese Holly	13		18"			
IVS	Ilex glabra 'Shamrock'	Shamrock Inkberry Holly	23		24"			#3 cont.
LJ	Ligustrum japonicum	Wax Privet	1		5'			treeform
LI	Lagerstroemia x faureii 'Natchez'	Natchez Crape Myrtle	47	2"	8'			multistem
QP	Quercus phellos	Willow Oak	21	2"	8'			

GENERAL NOTES

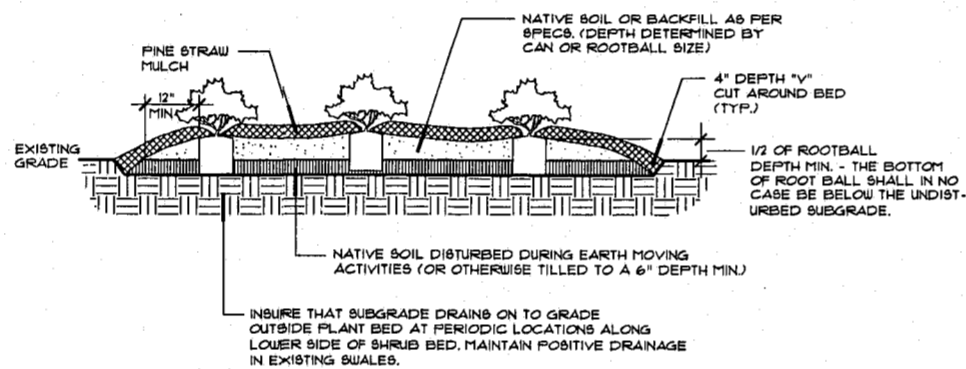
- BIB AS LISTED UNDER "ROOT" IN THE PLANT LIST INDICATES BALLED AND BURLAPPED.
- VERIFICATION OF TOTAL QUANTITIES AS SHOWN IN THE PLANT LIST SHALL BE THE RESPONSIBILITY OF THE PLANTING CONTRACTOR AND THE TOTAL QUANTITIES SHALL BE AS REQUIRED ON THE PLANTING PLAN.
- ALL TREES, SHRUBS, AND PLANTS SHALL CONFORM TO ACCEPTED STANDARDS ESTABLISHED BY THE AMERICAN ASSOCIATION OF NURSERYMEN.
- ALL SAUCERS SHALL BE SOAKED WITH WATER AND MULCHED IMMEDIATELY FOLLOWING INSTALLATION.
- PRUNING - THIN BRANCHES AND FOLIAGE (NOT ALL END TIPS) RETAINING NORMAL PLANT SHAPE. NEVER CUT EVERGREEN LEADER.
- ALL PLANTS SHALL BEAR THE SAME RELATIONSHIP TO FINISH GRADE AS IT BORE TO GRADE IN NURSERY.
- ALL ROOT BALLS REMOVED FROM CONTAINERS SHALL BE SCARIFIED PRIOR TO BACKFILLING.
- VERIFICATION OF LOCATIONS OF UNDERGROUND UTILITIES IS RECOMMENDED PRIOR TO PLANTING.
- MULCH TO BE 4" DEEP PINE STRAW.



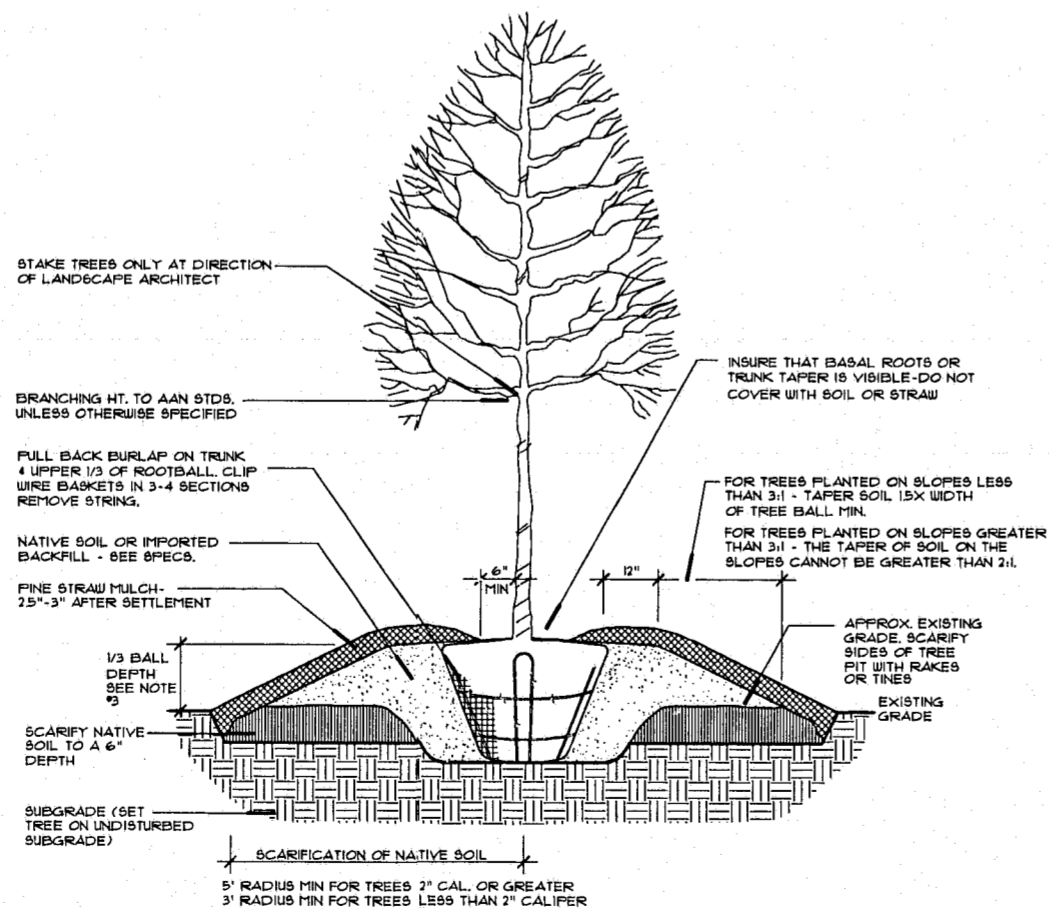
TREE PROTECTION FENCE
NTS

SEEDING SCHEDULE

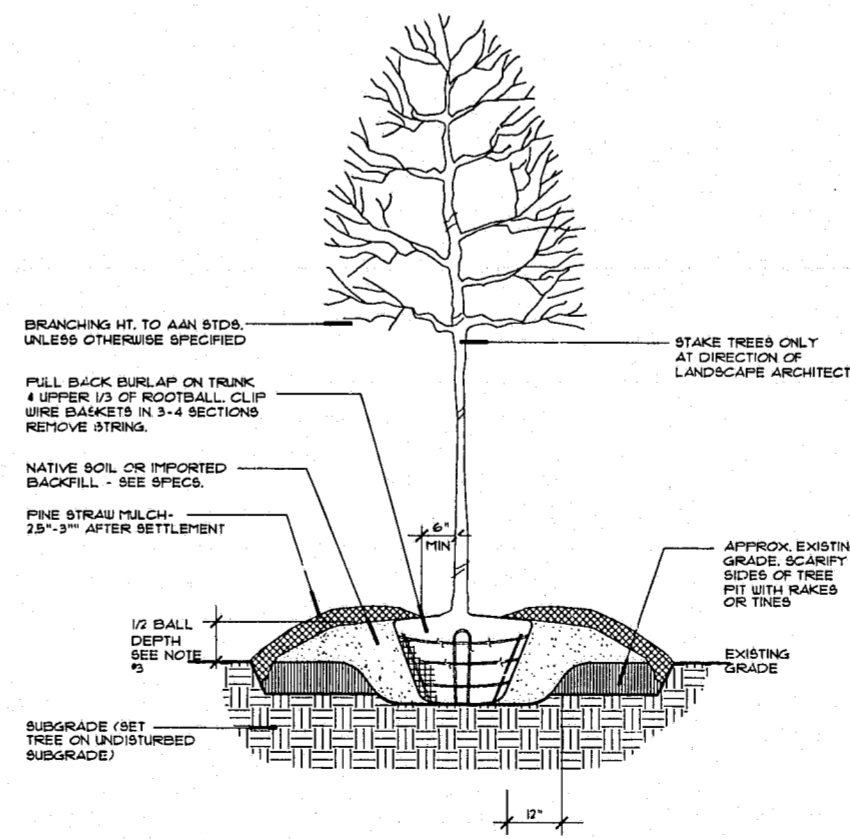
40% TURF TYPE TALL FESCUE "REBEL II"	(3.0 LBS/1000 SF)
40% TURF TYPE TALL FESCUE "TARHEEL"	(3.0 LBS/1000 SF)
10% KENTUCKY BLUEGRASS TYPE A	(0.5 LBS/1000 SF)
10% KENTUCKY BLUEGRASS TYPE B	(0.5 LBS/1000 SF)
TOTAL	7 LBS/1000 SF.



SHRUB PLANTING DETAIL
NOT TO SCALE



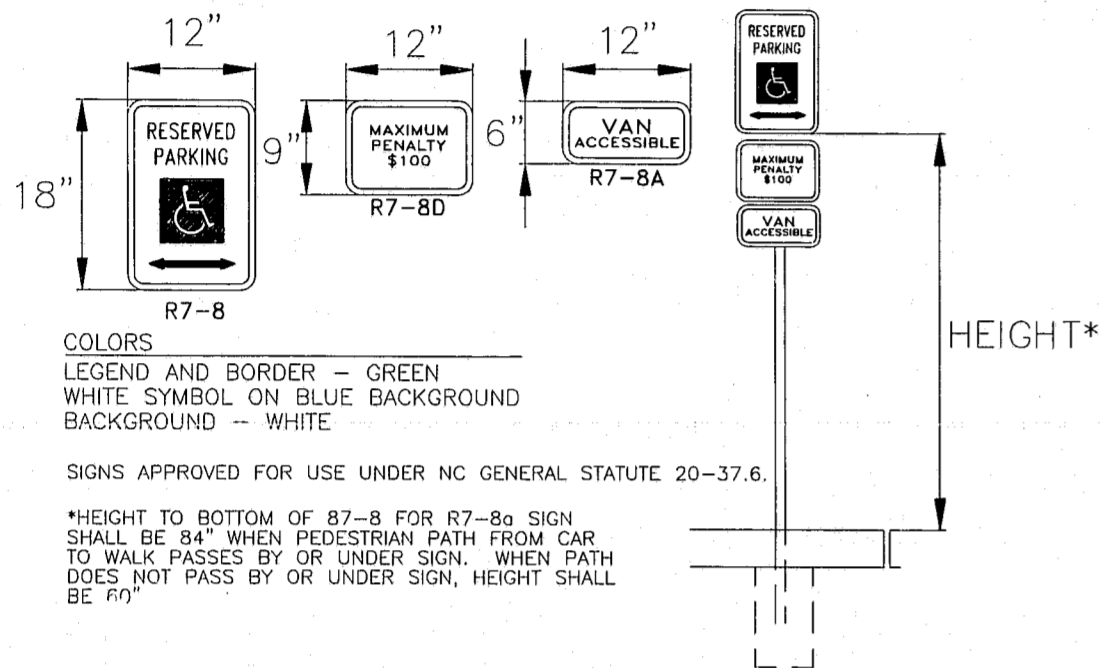
LARGE TREE
NOT TO SCALE



MEDIUM TREE
NOT TO SCALE

TREE PLANTING NOTES:

- TREE WRAP (SEE SPEC'S) IS TO BE USED ON THIN BARK SPECIES ONLY (SUCH AS MAPLES). THE LANDSCAPE ARCHITECT SHALL BE THE SOLE JUDGE OF WHICH SPECIES SHOULD BE UNWRAPPED IF THERE IS ANY QUESTION.
- IF TREES SETTLE OR ARE BLOWN OUT OF PLUMB POSITION, THEY SHOULD BE STRAIGHTENED BY MAKING ADJUSTMENTS TO THE POSITION OF THE ROOTBALL - NOT BY PUSHING ON THE TRUNK AND/OR TIGHTENING THE GUY WIRE. TREES SHALL BE STRAIGHTENED DURING THE LIFE OF THE PROJECT AS THEY GET OUT OF PLUMB, NOT JUST AT THE END OF THE PROJECT.
- BALL DEPTHS ON SOME TREES IN A SINGLE GROUP MAY VARY. IN GENERAL, 1/3 THE BALL SHOULD BE ABOVE GRADE BUT IF DEPTHS VARY ALL TREES IN A GROUP SHOULD BE SET SO THAT THE BASE OF THE TRUNKS WILL APPEAR TO BE AT THE SAME RELATIVE ELEVATION ABOVE GRADE.
- NO DECIDUOUS OR EVERGREEN TREES WILL BE ACCEPTED IF THERE IS MORE THAN ONE LEADER, UNLESS THE TREE IS SPECIFIED AS MULTI-TRUNK.

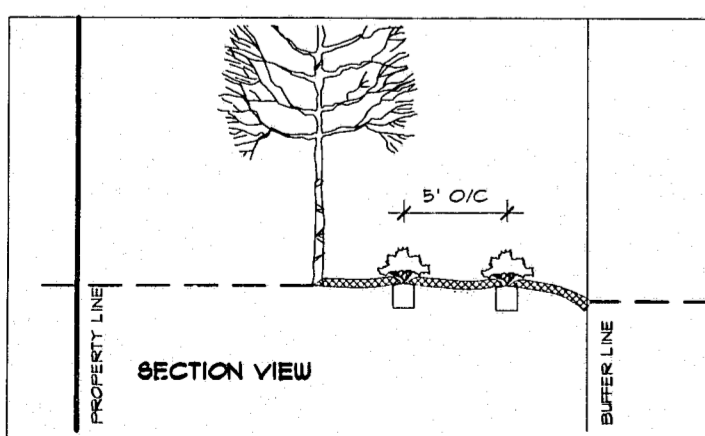
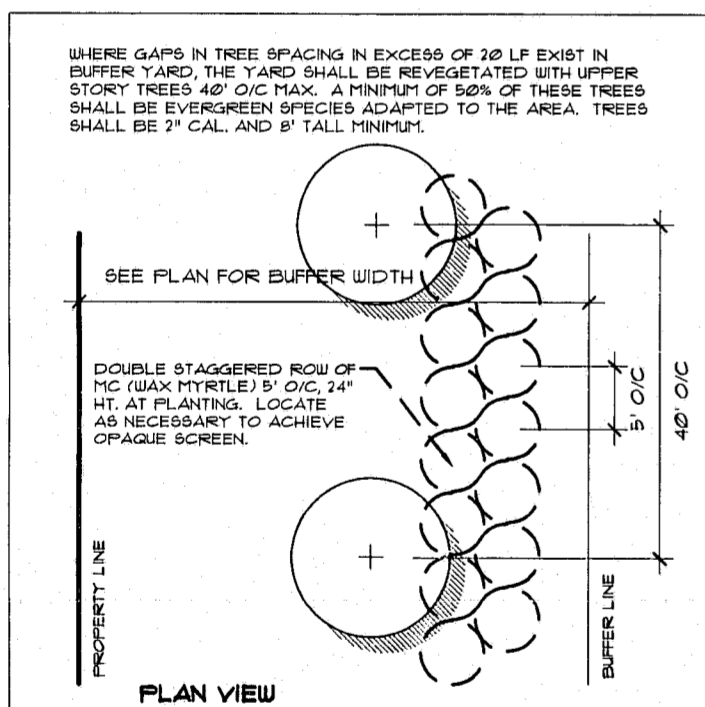


COLORS
LEGEND AND BORDER - GREEN
WHITE SYMBOL ON BLUE BACKGROUND
BACKGROUND - WHITE

SIGNS APPROVED FOR USE UNDER NC GENERAL STATUTE 20-37.6.

*HEIGHT TO BOTTOM OF 87-8 FOR R7-8a SIGN SHALL BE 84" WHEN PEDESTRIAN PATH FROM CAR TO WALK PASSES BY OR UNDER SIGN. WHEN PATH DOES NOT PASS BY OR UNDER SIGN, HEIGHT SHALL BE 60"

HANDICAPPED SIGN



BUFFER YARD REVEGETATION
NOT TO SCALE

TREE PLANTING DETAILS



JERRY TURNER & ASSOCIATES, INC.

Landscape Architecture
Land Planning
Environmental Design

905 Jones Franklin Road
Raleigh, North Carolina 27606
(919) 851-7150 fax: (919) 851-7547

277 S.E. 5th Avenue
Delray Beach, Florida 33483
(561) 276-0453 fax: (561) 272-7593

PROJECT

XTRA LEASE FACILITY

APPROVED

10/10/100
10/10/100

REVISIONS

6/2/2000	REVISED PER TOWN COMMENTS
6/20/2000	
7/17/2000	
10/5/2000	FOR SIGNATURES

DRAWN _____ CHECKED _____

CP _____ JT _____

SCALE _____ DATE _____

1"=30' 5/1/2000


TITLE _____

SITework DETAILS

FILE NO _____ JOB NO _____

FILE# 2710.00

SCALE _____ SHEET NO _____



SITE-5